# wwPDB EM Validation Summary Report

Mar 27, 2026 – 03:58 PM UTC

| | | |
|---|---|---|
| PDB ID | : | 8PHU / pdb_00008phu |
| EMDB ID | : | EMD-17675 |
| Title | : | Asymmetric structure of the portal-containing cap of the Borrelia bacteriophage BB1 procapsid |
| Authors | : | Rumnieks, J.; Fuzik, T.; Tars, K. |
| Deposited on | : | 2023-06-20 |
| Resolution | : | 7.41 Å(reported) |
| Based on initial model | : | . |

This is a wwPDB EM Validation Summary Report for a publicly released PDB entry.

We welcome your comments at *validation@mail.wwpdb.org*
A user guide is available at
https://www.wwpdb.org/validation/2017/EMValidationReportHelp
with specific help available everywhere you see the (i) symbol.

The types of validation reports are described at
http://www.wwpdb.org/validation/2017/FAQs#types.

---

The following versions of software and data (see references (i)) were used in the production of this report:

| | | |
|---|---|---|
| EMDB validation analysis | : | 0.0.1.dev132 |
| MolProbity | : | FAILED |
| Percentile statistics | : | 20250101.v01 (using entries in the PDB archive January 1st 2025) |
| EM percentile statistics | : | 202505.v01 (Using data in the EMDB archive up until May 2025) |
| MapQ | : | 1.9.13 |
| Ideal geometry (proteins) | : | Engh & Huber (2001) |
| Ideal geometry (DNA, RNA) | : | Parkinson et al. (1996) |
| Validation Pipeline (wwPDB-VP) | : | 2.49 |

# 1 Overall quality at a glance (i)

The following experimental techniques were used to determine the structure:
*ELECTRON MICROSCOPY*

The reported resolution of this entry is 7.41 Å.

Percentile scores (ranging between 0-100) for global validation metrics of the entry are shown in the following graphic. The table shows the number of entries on which the scores are based.

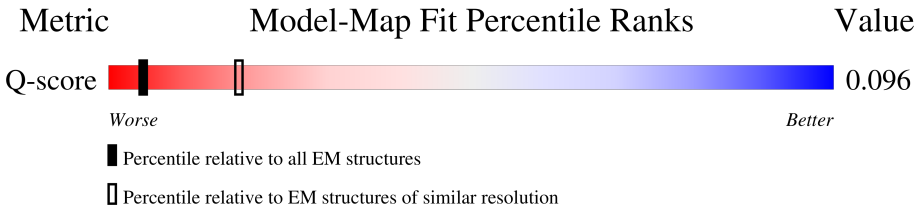


| Metric | EM structures (#Entries) | Similar EM resolution (#Entries, resolution range(Å)) |
|---|---|---|
| Q-score | 25397 | 381 ( 6.91 - 7.90 ) |

MolProbity failed to run properly - the sequence quality summary graphics cannot be shown.

# 2 Entry composition (i)

There are 6 unique types of molecules in this entry. The entry contains 638242 atoms, of which 0 are hydrogens and 0 are deuteriums.

In the tables below, the AltConf column contains the number of residues with at least one atom in alternate conformation and the Trace column contains the number of residues modelled with at most 2 atoms.

- Molecule 1 is a protein called Major capsid protein.

| Mol | Chain | Residues | Atoms | | | | | AltConf | Trace |
|---|---|---|---|---|---|---|---|---|---|
| 1 | AB | 313 | Total | C | N | O | S | 0 | 0 |
| | | | 2510 | 1616 | 404 | 481 | 9 | | |
| 1 | AC | 300 | Total | C | N | O | S | 0 | 0 |
| | | | 2405 | 1549 | 390 | 457 | 9 | | |
| 1 | AJ | 309 | Total | C | N | O | S | 0 | 0 |
| | | | 2488 | 1604 | 400 | 475 | 9 | | |
| 1 | AK | 313 | Total | C | N | O | S | 0 | 0 |
| | | | 2510 | 1616 | 404 | 481 | 9 | | |
| 1 | AL | 313 | Total | C | N | O | S | 0 | 0 |
| | | | 2510 | 1616 | 404 | 481 | 9 | | |
| 1 | AS | 309 | Total | C | N | O | S | 0 | 0 |
| | | | 2488 | 1604 | 400 | 475 | 9 | | |
| 1 | AT | 313 | Total | C | N | O | S | 0 | 0 |
| | | | 2510 | 1616 | 404 | 481 | 9 | | |
| 1 | AU | 313 | Total | C | N | O | S | 0 | 0 |
| | | | 2510 | 1616 | 404 | 481 | 9 | | |
| 1 | BB | 309 | Total | C | N | O | S | 0 | 0 |
| | | | 2488 | 1604 | 400 | 475 | 9 | | |
| 1 | BC | 313 | Total | C | N | O | S | 0 | 0 |
| | | | 2510 | 1616 | 404 | 481 | 9 | | |
| 1 | BD | 313 | Total | C | N | O | S | 0 | 0 |
| | | | 2510 | 1616 | 404 | 481 | 9 | | |
| 1 | BK | 311 | Total | C | N | O | S | 0 | 0 |
| | | | 2505 | 1614 | 402 | 479 | 10 | | |
| 1 | BL | 313 | Total | C | N | O | S | 0 | 0 |
| | | | 2510 | 1616 | 404 | 481 | 9 | | |
| 1 | BM | 313 | Total | C | N | O | S | 0 | 0 |
| | | | 2510 | 1616 | 404 | 481 | 9 | | |
| 1 | BT | 309 | Total | C | N | O | S | 0 | 0 |
| | | | 2488 | 1604 | 400 | 475 | 9 | | |
| 1 | BU | 313 | Total | C | N | O | S | 0 | 0 |
| | | | 2510 | 1616 | 404 | 481 | 9 | | |
| 1 | BV | 311 | Total | C | N | O | S | 0 | 0 |
| | | | 2505 | 1614 | 402 | 479 | 10 | | |

*Continued on next page...*

*Continued from previous page...*

| Mol | Chain | Residues | Atoms | | | | | AltConf | Trace |
|---|---|---|---|---|---|---|---|---|---|
| 1 | CC | 313 | Total | C | N | O | S | 0 | 0 |
| | | | 2510 | 1616 | 404 | 481 | 9 | | |
| 1 | CD | 297 | Total | C | N | O | S | 0 | 0 |
| | | | 2383 | 1532 | 385 | 457 | 9 | | |
| 1 | CE | 313 | Total | C | N | O | S | 0 | 0 |
| | | | 2510 | 1616 | 404 | 481 | 9 | | |
| 1 | CL | 313 | Total | C | N | O | S | 0 | 0 |
| | | | 2510 | 1616 | 404 | 481 | 9 | | |
| 1 | CM | 313 | Total | C | N | O | S | 0 | 0 |
| | | | 2510 | 1616 | 404 | 481 | 9 | | |
| 1 | CN | 297 | Total | C | N | O | S | 0 | 0 |
| | | | 2383 | 1532 | 385 | 457 | 9 | | |
| 1 | CU | 313 | Total | C | N | O | S | 0 | 0 |
| | | | 2510 | 1616 | 404 | 481 | 9 | | |
| 1 | CV | 313 | Total | C | N | O | S | 0 | 0 |
| | | | 2510 | 1616 | 404 | 481 | 9 | | |
| 1 | CW | 313 | Total | C | N | O | S | 0 | 0 |
| | | | 2510 | 1616 | 404 | 481 | 9 | | |
| 1 | DB | 313 | Total | C | N | O | S | 0 | 0 |
| | | | 2510 | 1616 | 404 | 481 | 9 | | |
| 1 | DC | 300 | Total | C | N | O | S | 0 | 0 |
| | | | 2405 | 1549 | 390 | 457 | 9 | | |
| 1 | DJ | 309 | Total | C | N | O | S | 0 | 0 |
| | | | 2488 | 1604 | 400 | 475 | 9 | | |
| 1 | DK | 313 | Total | C | N | O | S | 0 | 0 |
| | | | 2510 | 1616 | 404 | 481 | 9 | | |
| 1 | DL | 313 | Total | C | N | O | S | 0 | 0 |
| | | | 2510 | 1616 | 404 | 481 | 9 | | |
| 1 | DS | 309 | Total | C | N | O | S | 0 | 0 |
| | | | 2488 | 1604 | 400 | 475 | 9 | | |
| 1 | DT | 313 | Total | C | N | O | S | 0 | 0 |
| | | | 2510 | 1616 | 404 | 481 | 9 | | |
| 1 | DU | 313 | Total | C | N | O | S | 0 | 0 |
| | | | 2510 | 1616 | 404 | 481 | 9 | | |
| 1 | EB | 309 | Total | C | N | O | S | 0 | 0 |
| | | | 2488 | 1604 | 400 | 475 | 9 | | |
| 1 | EC | 313 | Total | C | N | O | S | 0 | 0 |
| | | | 2510 | 1616 | 404 | 481 | 9 | | |
| 1 | ED | 313 | Total | C | N | O | S | 0 | 0 |
| | | | 2510 | 1616 | 404 | 481 | 9 | | |
| 1 | EK | 311 | Total | C | N | O | S | 0 | 0 |
| | | | 2505 | 1614 | 402 | 479 | 10 | | |

*Continued on next page...*

*Continued from previous page...*

| Mol | Chain | Residues | Atoms | | | | | AltConf | Trace |
|---|---|---|---|---|---|---|---|---|---|
| 1 | EL | 313 | Total | C | N | O | S | 0 | 0 |
| | | | 2510 | 1616 | 404 | 481 | 9 | | |
| 1 | EM | 313 | Total | C | N | O | S | 0 | 0 |
| | | | 2510 | 1616 | 404 | 481 | 9 | | |
| 1 | ET | 309 | Total | C | N | O | S | 0 | 0 |
| | | | 2488 | 1604 | 400 | 475 | 9 | | |
| 1 | EU | 313 | Total | C | N | O | S | 0 | 0 |
| | | | 2510 | 1616 | 404 | 481 | 9 | | |
| 1 | EV | 311 | Total | C | N | O | S | 0 | 0 |
| | | | 2505 | 1614 | 402 | 479 | 10 | | |
| 1 | FC | 313 | Total | C | N | O | S | 0 | 0 |
| | | | 2510 | 1616 | 404 | 481 | 9 | | |
| 1 | FD | 297 | Total | C | N | O | S | 0 | 0 |
| | | | 2383 | 1532 | 385 | 457 | 9 | | |
| 1 | FE | 313 | Total | C | N | O | S | 0 | 0 |
| | | | 2510 | 1616 | 404 | 481 | 9 | | |
| 1 | FL | 313 | Total | C | N | O | S | 0 | 0 |
| | | | 2510 | 1616 | 404 | 481 | 9 | | |
| 1 | FM | 313 | Total | C | N | O | S | 0 | 0 |
| | | | 2510 | 1616 | 404 | 481 | 9 | | |
| 1 | FN | 297 | Total | C | N | O | S | 0 | 0 |
| | | | 2383 | 1532 | 385 | 457 | 9 | | |
| 1 | FU | 313 | Total | C | N | O | S | 0 | 0 |
| | | | 2510 | 1616 | 404 | 481 | 9 | | |
| 1 | FV | 313 | Total | C | N | O | S | 0 | 0 |
| | | | 2510 | 1616 | 404 | 481 | 9 | | |
| 1 | FW | 313 | Total | C | N | O | S | 0 | 0 |
| | | | 2510 | 1616 | 404 | 481 | 9 | | |
| 1 | GB | 313 | Total | C | N | O | S | 0 | 0 |
| | | | 2510 | 1616 | 404 | 481 | 9 | | |
| 1 | GC | 300 | Total | C | N | O | S | 0 | 0 |
| | | | 2405 | 1549 | 390 | 457 | 9 | | |
| 1 | GJ | 309 | Total | C | N | O | S | 0 | 0 |
| | | | 2488 | 1604 | 400 | 475 | 9 | | |
| 1 | GK | 313 | Total | C | N | O | S | 0 | 0 |
| | | | 2510 | 1616 | 404 | 481 | 9 | | |
| 1 | GL | 313 | Total | C | N | O | S | 0 | 0 |
| | | | 2510 | 1616 | 404 | 481 | 9 | | |
| 1 | GS | 309 | Total | C | N | O | S | 0 | 0 |
| | | | 2488 | 1604 | 400 | 475 | 9 | | |
| 1 | GT | 313 | Total | C | N | O | S | 0 | 0 |
| | | | 2510 | 1616 | 404 | 481 | 9 | | |

*Continued on next page...*

*Continued from previous page...*

| Mol | Chain | Residues | Atoms | | | | | AltConf | Trace |
|---|---|---|---|---|---|---|---|---|---|
| 1 | GU | 313 | Total | C | N | O | S | 0 | 0 |
| | | | 2510 | 1616 | 404 | 481 | 9 | | |
| 1 | HB | 309 | Total | C | N | O | S | 0 | 0 |
| | | | 2488 | 1604 | 400 | 475 | 9 | | |
| 1 | HC | 313 | Total | C | N | O | S | 0 | 0 |
| | | | 2510 | 1616 | 404 | 481 | 9 | | |
| 1 | HD | 313 | Total | C | N | O | S | 0 | 0 |
| | | | 2510 | 1616 | 404 | 481 | 9 | | |
| 1 | HK | 311 | Total | C | N | O | S | 0 | 0 |
| | | | 2505 | 1614 | 402 | 479 | 10 | | |
| 1 | HL | 313 | Total | C | N | O | S | 0 | 0 |
| | | | 2510 | 1616 | 404 | 481 | 9 | | |
| 1 | HM | 313 | Total | C | N | O | S | 0 | 0 |
| | | | 2510 | 1616 | 404 | 481 | 9 | | |
| 1 | HT | 309 | Total | C | N | O | S | 0 | 0 |
| | | | 2488 | 1604 | 400 | 475 | 9 | | |
| 1 | HU | 313 | Total | C | N | O | S | 0 | 0 |
| | | | 2510 | 1616 | 404 | 481 | 9 | | |
| 1 | HV | 311 | Total | C | N | O | S | 0 | 0 |
| | | | 2505 | 1614 | 402 | 479 | 10 | | |
| 1 | IC | 313 | Total | C | N | O | S | 0 | 0 |
| | | | 2510 | 1616 | 404 | 481 | 9 | | |
| 1 | ID | 297 | Total | C | N | O | S | 0 | 0 |
| | | | 2383 | 1532 | 385 | 457 | 9 | | |
| 1 | IE | 313 | Total | C | N | O | S | 0 | 0 |
| | | | 2510 | 1616 | 404 | 481 | 9 | | |
| 1 | IL | 313 | Total | C | N | O | S | 0 | 0 |
| | | | 2510 | 1616 | 404 | 481 | 9 | | |
| 1 | IM | 313 | Total | C | N | O | S | 0 | 0 |
| | | | 2510 | 1616 | 404 | 481 | 9 | | |
| 1 | IN | 297 | Total | C | N | O | S | 0 | 0 |
| | | | 2383 | 1532 | 385 | 457 | 9 | | |
| 1 | IU | 313 | Total | C | N | O | S | 0 | 0 |
| | | | 2510 | 1616 | 404 | 481 | 9 | | |
| 1 | IV | 313 | Total | C | N | O | S | 0 | 0 |
| | | | 2510 | 1616 | 404 | 481 | 9 | | |
| 1 | IW | 313 | Total | C | N | O | S | 0 | 0 |
| | | | 2510 | 1616 | 404 | 481 | 9 | | |
| 1 | JB | 313 | Total | C | N | O | S | 0 | 0 |
| | | | 2510 | 1616 | 404 | 481 | 9 | | |
| 1 | JC | 300 | Total | C | N | O | S | 0 | 0 |
| | | | 2405 | 1549 | 390 | 457 | 9 | | |

*Continued on next page...*

*Continued from previous page...*

| Mol | Chain | Residues | Atoms | | | | | AltConf | Trace |
|---|---|---|---|---|---|---|---|---|---|
| 1 | JJ | 309 | Total | C | N | O | S | 0 | 0 |
| | | | 2488 | 1604 | 400 | 475 | 9 | | |
| 1 | JK | 313 | Total | C | N | O | S | 0 | 0 |
| | | | 2510 | 1616 | 404 | 481 | 9 | | |
| 1 | JL | 313 | Total | C | N | O | S | 0 | 0 |
| | | | 2510 | 1616 | 404 | 481 | 9 | | |
| 1 | JS | 309 | Total | C | N | O | S | 0 | 0 |
| | | | 2488 | 1604 | 400 | 475 | 9 | | |
| 1 | JT | 313 | Total | C | N | O | S | 0 | 0 |
| | | | 2510 | 1616 | 404 | 481 | 9 | | |
| 1 | JU | 313 | Total | C | N | O | S | 0 | 0 |
| | | | 2510 | 1616 | 404 | 481 | 9 | | |
| 1 | KB | 309 | Total | C | N | O | S | 0 | 0 |
| | | | 2488 | 1604 | 400 | 475 | 9 | | |
| 1 | KC | 313 | Total | C | N | O | S | 0 | 0 |
| | | | 2510 | 1616 | 404 | 481 | 9 | | |
| 1 | KD | 313 | Total | C | N | O | S | 0 | 0 |
| | | | 2510 | 1616 | 404 | 481 | 9 | | |
| 1 | KK | 311 | Total | C | N | O | S | 0 | 0 |
| | | | 2505 | 1614 | 402 | 479 | 10 | | |
| 1 | KL | 313 | Total | C | N | O | S | 0 | 0 |
| | | | 2510 | 1616 | 404 | 481 | 9 | | |
| 1 | KM | 313 | Total | C | N | O | S | 0 | 0 |
| | | | 2510 | 1616 | 404 | 481 | 9 | | |
| 1 | KT | 309 | Total | C | N | O | S | 0 | 0 |
| | | | 2488 | 1604 | 400 | 475 | 9 | | |
| 1 | KU | 313 | Total | C | N | O | S | 0 | 0 |
| | | | 2510 | 1616 | 404 | 481 | 9 | | |
| 1 | KV | 311 | Total | C | N | O | S | 0 | 0 |
| | | | 2505 | 1614 | 402 | 479 | 10 | | |
| 1 | LC | 313 | Total | C | N | O | S | 0 | 0 |
| | | | 2510 | 1616 | 404 | 481 | 9 | | |
| 1 | LD | 297 | Total | C | N | O | S | 0 | 0 |
| | | | 2383 | 1532 | 385 | 457 | 9 | | |
| 1 | LE | 313 | Total | C | N | O | S | 0 | 0 |
| | | | 2510 | 1616 | 404 | 481 | 9 | | |
| 1 | LL | 313 | Total | C | N | O | S | 0 | 0 |
| | | | 2510 | 1616 | 404 | 481 | 9 | | |
| 1 | LM | 313 | Total | C | N | O | S | 0 | 0 |
| | | | 2510 | 1616 | 404 | 481 | 9 | | |
| 1 | LN | 297 | Total | C | N | O | S | 0 | 0 |
| | | | 2383 | 1532 | 385 | 457 | 9 | | |

*Continued on next page...*

*Continued from previous page...*

| Mol | Chain | Residues | Atoms | | | | | AltConf | Trace |
|---|---|---|---|---|---|---|---|---|---|
| 1 | LU | 313 | Total | C | N | O | S | 0 | 0 |
| | | | 2510 | 1616 | 404 | 481 | 9 | | |
| 1 | LV | 313 | Total | C | N | O | S | 0 | 0 |
| | | | 2510 | 1616 | 404 | 481 | 9 | | |
| 1 | LW | 313 | Total | C | N | O | S | 0 | 0 |
| | | | 2510 | 1616 | 404 | 481 | 9 | | |
| 1 | MB | 313 | Total | C | N | O | S | 0 | 0 |
| | | | 2510 | 1616 | 404 | 481 | 9 | | |
| 1 | MC | 300 | Total | C | N | O | S | 0 | 0 |
| | | | 2405 | 1549 | 390 | 457 | 9 | | |
| 1 | MJ | 309 | Total | C | N | O | S | 0 | 0 |
| | | | 2488 | 1604 | 400 | 475 | 9 | | |
| 1 | MK | 313 | Total | C | N | O | S | 0 | 0 |
| | | | 2510 | 1616 | 404 | 481 | 9 | | |
| 1 | ML | 313 | Total | C | N | O | S | 0 | 0 |
| | | | 2510 | 1616 | 404 | 481 | 9 | | |
| 1 | MS | 309 | Total | C | N | O | S | 0 | 0 |
| | | | 2488 | 1604 | 400 | 475 | 9 | | |
| 1 | MT | 313 | Total | C | N | O | S | 0 | 0 |
| | | | 2510 | 1616 | 404 | 481 | 9 | | |
| 1 | MU | 313 | Total | C | N | O | S | 0 | 0 |
| | | | 2510 | 1616 | 404 | 481 | 9 | | |
| 1 | NB | 309 | Total | C | N | O | S | 0 | 0 |
| | | | 2488 | 1604 | 400 | 475 | 9 | | |
| 1 | NC | 313 | Total | C | N | O | S | 0 | 0 |
| | | | 2510 | 1616 | 404 | 481 | 9 | | |
| 1 | ND | 313 | Total | C | N | O | S | 0 | 0 |
| | | | 2510 | 1616 | 404 | 481 | 9 | | |
| 1 | NK | 311 | Total | C | N | O | S | 0 | 0 |
| | | | 2505 | 1614 | 402 | 479 | 10 | | |
| 1 | NL | 313 | Total | C | N | O | S | 0 | 0 |
| | | | 2510 | 1616 | 404 | 481 | 9 | | |
| 1 | NM | 313 | Total | C | N | O | S | 0 | 0 |
| | | | 2510 | 1616 | 404 | 481 | 9 | | |
| 1 | NT | 309 | Total | C | N | O | S | 0 | 0 |
| | | | 2488 | 1604 | 400 | 475 | 9 | | |
| 1 | NU | 313 | Total | C | N | O | S | 0 | 0 |
| | | | 2510 | 1616 | 404 | 481 | 9 | | |
| 1 | NV | 311 | Total | C | N | O | S | 0 | 0 |
| | | | 2505 | 1614 | 402 | 479 | 10 | | |
| 1 | OC | 313 | Total | C | N | O | S | 0 | 0 |
| | | | 2510 | 1616 | 404 | 481 | 9 | | |

*Continued on next page...*

*Continued from previous page...*

| Mol | Chain | Residues | Atoms | | | | | AltConf | Trace |
|---|---|---|---|---|---|---|---|---|---|
| 1 | OD | 297 | Total | C | N | O | S | 0 | 0 |
| | | | 2383 | 1532 | 385 | 457 | 9 | | |
| 1 | OE | 313 | Total | C | N | O | S | 0 | 0 |
| | | | 2510 | 1616 | 404 | 481 | 9 | | |
| 1 | OL | 313 | Total | C | N | O | S | 0 | 0 |
| | | | 2510 | 1616 | 404 | 481 | 9 | | |
| 1 | OM | 313 | Total | C | N | O | S | 0 | 0 |
| | | | 2510 | 1616 | 404 | 481 | 9 | | |
| 1 | ON | 297 | Total | C | N | O | S | 0 | 0 |
| | | | 2383 | 1532 | 385 | 457 | 9 | | |
| 1 | OU | 313 | Total | C | N | O | S | 0 | 0 |
| | | | 2510 | 1616 | 404 | 481 | 9 | | |
| 1 | OV | 313 | Total | C | N | O | S | 0 | 0 |
| | | | 2510 | 1616 | 404 | 481 | 9 | | |
| 1 | OW | 313 | Total | C | N | O | S | 0 | 0 |
| | | | 2510 | 1616 | 404 | 481 | 9 | | |

- Molecule 2 is a protein called Decorator protein P03.

| Mol | Chain | Residues | Atoms | | | | | AltConf | Trace |
|---|---|---|---|---|---|---|---|---|---|
| 2 | AD | 120 | Total | C | N | O | S | 0 | 0 |
| | | | 917 | 584 | 151 | 180 | 2 | | |
| 2 | AO | 158 | Total | C | N | O | S | 0 | 0 |
| | | | 1198 | 750 | 202 | 242 | 4 | | |
| 2 | AW | 153 | Total | C | N | O | S | 0 | 0 |
| | | | 1164 | 733 | 194 | 233 | 4 | | |
| 2 | AX | 160 | Total | C | N | O | S | 0 | 0 |
| | | | 1211 | 759 | 204 | 244 | 4 | | |
| 2 | BF | 158 | Total | C | N | O | S | 0 | 0 |
| | | | 1194 | 747 | 201 | 242 | 4 | | |
| 2 | BG | 154 | Total | C | N | O | S | 0 | 0 |
| | | | 1173 | 739 | 196 | 234 | 4 | | |
| 2 | BN | 175 | Total | C | N | O | S | 0 | 0 |
| | | | 1337 | 840 | 225 | 268 | 4 | | |
| 2 | BO | 153 | Total | C | N | O | S | 0 | 0 |
| | | | 1165 | 733 | 195 | 233 | 4 | | |
| 2 | BW | 157 | Total | C | N | O | S | 0 | 0 |
| | | | 1189 | 744 | 200 | 241 | 4 | | |
| 2 | BX | 166 | Total | C | N | O | S | 0 | 0 |
| | | | 1275 | 804 | 213 | 254 | 4 | | |
| 2 | CF | 168 | Total | C | N | O | S | 0 | 0 |
| | | | 1288 | 813 | 215 | 256 | 4 | | |

*Continued on next page...*

*Continued from previous page...*

| Mol | Chain | Residues | Atoms | | | | | AltConf | Trace |
|---|---|---|---|---|---|---|---|---|---|
| 2 | CG | 152 | Total | C | N | O | S | 0 | 0 |
| | | | 1160 | 730 | 194 | 232 | 4 | | |
| 2 | CH | 154 | Total | C | N | O | S | 0 | 0 |
| | | | 1173 | 739 | 196 | 234 | 4 | | |
| 2 | CP | 153 | Total | C | N | O | S | 0 | 0 |
| | | | 1165 | 733 | 195 | 233 | 4 | | |
| 2 | CQ | 170 | Total | C | N | O | S | 0 | 0 |
| | | | 1304 | 823 | 218 | 259 | 4 | | |
| 2 | DD | 120 | Total | C | N | O | S | 0 | 0 |
| | | | 917 | 584 | 151 | 180 | 2 | | |
| 2 | DO | 158 | Total | C | N | O | S | 0 | 0 |
| | | | 1198 | 750 | 202 | 242 | 4 | | |
| 2 | DW | 153 | Total | C | N | O | S | 0 | 0 |
| | | | 1164 | 733 | 194 | 233 | 4 | | |
| 2 | DX | 160 | Total | C | N | O | S | 0 | 0 |
| | | | 1211 | 759 | 204 | 244 | 4 | | |
| 2 | EF | 158 | Total | C | N | O | S | 0 | 0 |
| | | | 1194 | 747 | 201 | 242 | 4 | | |
| 2 | EG | 154 | Total | C | N | O | S | 0 | 0 |
| | | | 1173 | 739 | 196 | 234 | 4 | | |
| 2 | EN | 175 | Total | C | N | O | S | 0 | 0 |
| | | | 1337 | 840 | 225 | 268 | 4 | | |
| 2 | EO | 153 | Total | C | N | O | S | 0 | 0 |
| | | | 1165 | 733 | 195 | 233 | 4 | | |
| 2 | EW | 157 | Total | C | N | O | S | 0 | 0 |
| | | | 1189 | 744 | 200 | 241 | 4 | | |
| 2 | EX | 166 | Total | C | N | O | S | 0 | 0 |
| | | | 1275 | 804 | 213 | 254 | 4 | | |
| 2 | FF | 168 | Total | C | N | O | S | 0 | 0 |
| | | | 1288 | 813 | 215 | 256 | 4 | | |
| 2 | FG | 152 | Total | C | N | O | S | 0 | 0 |
| | | | 1160 | 730 | 194 | 232 | 4 | | |
| 2 | FH | 154 | Total | C | N | O | S | 0 | 0 |
| | | | 1173 | 739 | 196 | 234 | 4 | | |
| 2 | FP | 153 | Total | C | N | O | S | 0 | 0 |
| | | | 1165 | 733 | 195 | 233 | 4 | | |
| 2 | FQ | 170 | Total | C | N | O | S | 0 | 0 |
| | | | 1304 | 823 | 218 | 259 | 4 | | |
| 2 | GD | 120 | Total | C | N | O | S | 0 | 0 |
| | | | 917 | 584 | 151 | 180 | 2 | | |
| 2 | GO | 158 | Total | C | N | O | S | 0 | 0 |
| | | | 1198 | 750 | 202 | 242 | 4 | | |

*Continued on next page...*

*Continued from previous page...*

| Mol | Chain | Residues | Atoms | | | | | AltConf | Trace |
|---|---|---|---|---|---|---|---|---|---|
| 2 | GW | 153 | Total | C | N | O | S | 0 | 0 |
| | | | 1164 | 733 | 194 | 233 | 4 | | |
| 2 | GX | 160 | Total | C | N | O | S | 0 | 0 |
| | | | 1211 | 759 | 204 | 244 | 4 | | |
| 2 | HF | 158 | Total | C | N | O | S | 0 | 0 |
| | | | 1194 | 747 | 201 | 242 | 4 | | |
| 2 | HG | 154 | Total | C | N | O | S | 0 | 0 |
| | | | 1173 | 739 | 196 | 234 | 4 | | |
| 2 | HN | 175 | Total | C | N | O | S | 0 | 0 |
| | | | 1337 | 840 | 225 | 268 | 4 | | |
| 2 | HO | 153 | Total | C | N | O | S | 0 | 0 |
| | | | 1165 | 733 | 195 | 233 | 4 | | |
| 2 | HW | 157 | Total | C | N | O | S | 0 | 0 |
| | | | 1189 | 744 | 200 | 241 | 4 | | |
| 2 | HX | 166 | Total | C | N | O | S | 0 | 0 |
| | | | 1275 | 804 | 213 | 254 | 4 | | |
| 2 | IF | 168 | Total | C | N | O | S | 0 | 0 |
| | | | 1288 | 813 | 215 | 256 | 4 | | |
| 2 | IG | 152 | Total | C | N | O | S | 0 | 0 |
| | | | 1160 | 730 | 194 | 232 | 4 | | |
| 2 | IH | 154 | Total | C | N | O | S | 0 | 0 |
| | | | 1173 | 739 | 196 | 234 | 4 | | |
| 2 | IP | 153 | Total | C | N | O | S | 0 | 0 |
| | | | 1165 | 733 | 195 | 233 | 4 | | |
| 2 | IQ | 170 | Total | C | N | O | S | 0 | 0 |
| | | | 1304 | 823 | 218 | 259 | 4 | | |
| 2 | JD | 120 | Total | C | N | O | S | 0 | 0 |
| | | | 917 | 584 | 151 | 180 | 2 | | |
| 2 | JO | 158 | Total | C | N | O | S | 0 | 0 |
| | | | 1198 | 750 | 202 | 242 | 4 | | |
| 2 | JW | 153 | Total | C | N | O | S | 0 | 0 |
| | | | 1164 | 733 | 194 | 233 | 4 | | |
| 2 | JX | 160 | Total | C | N | O | S | 0 | 0 |
| | | | 1211 | 759 | 204 | 244 | 4 | | |
| 2 | KF | 158 | Total | C | N | O | S | 0 | 0 |
| | | | 1194 | 747 | 201 | 242 | 4 | | |
| 2 | KG | 154 | Total | C | N | O | S | 0 | 0 |
| | | | 1173 | 739 | 196 | 234 | 4 | | |
| 2 | KN | 175 | Total | C | N | O | S | 0 | 0 |
| | | | 1337 | 840 | 225 | 268 | 4 | | |
| 2 | KO | 153 | Total | C | N | O | S | 0 | 0 |
| | | | 1165 | 733 | 195 | 233 | 4 | | |

*Continued on next page...*

*Continued from previous page...*

| Mol | Chain | Residues | Atoms | | | | | AltConf | Trace |
|---|---|---|---|---|---|---|---|---|---|
| 2 | KW | 157 | Total | C | N | O | S | 0 | 0 |
| | | | 1189 | 744 | 200 | 241 | 4 | | |
| 2 | KX | 166 | Total | C | N | O | S | 0 | 0 |
| | | | 1275 | 804 | 213 | 254 | 4 | | |
| 2 | LF | 168 | Total | C | N | O | S | 0 | 0 |
| | | | 1288 | 813 | 215 | 256 | 4 | | |
| 2 | LG | 152 | Total | C | N | O | S | 0 | 0 |
| | | | 1160 | 730 | 194 | 232 | 4 | | |
| 2 | LH | 154 | Total | C | N | O | S | 0 | 0 |
| | | | 1173 | 739 | 196 | 234 | 4 | | |
| 2 | LP | 153 | Total | C | N | O | S | 0 | 0 |
| | | | 1165 | 733 | 195 | 233 | 4 | | |
| 2 | LQ | 170 | Total | C | N | O | S | 0 | 0 |
| | | | 1304 | 823 | 218 | 259 | 4 | | |
| 2 | MD | 120 | Total | C | N | O | S | 0 | 0 |
| | | | 917 | 584 | 151 | 180 | 2 | | |
| 2 | MO | 158 | Total | C | N | O | S | 0 | 0 |
| | | | 1198 | 750 | 202 | 242 | 4 | | |
| 2 | MW | 153 | Total | C | N | O | S | 0 | 0 |
| | | | 1164 | 733 | 194 | 233 | 4 | | |
| 2 | MX | 160 | Total | C | N | O | S | 0 | 0 |
| | | | 1211 | 759 | 204 | 244 | 4 | | |
| 2 | NF | 158 | Total | C | N | O | S | 0 | 0 |
| | | | 1194 | 747 | 201 | 242 | 4 | | |
| 2 | NG | 154 | Total | C | N | O | S | 0 | 0 |
| | | | 1173 | 739 | 196 | 234 | 4 | | |
| 2 | NN | 175 | Total | C | N | O | S | 0 | 0 |
| | | | 1337 | 840 | 225 | 268 | 4 | | |
| 2 | NO | 153 | Total | C | N | O | S | 0 | 0 |
| | | | 1165 | 733 | 195 | 233 | 4 | | |
| 2 | NW | 157 | Total | C | N | O | S | 0 | 0 |
| | | | 1189 | 744 | 200 | 241 | 4 | | |
| 2 | NX | 166 | Total | C | N | O | S | 0 | 0 |
| | | | 1275 | 804 | 213 | 254 | 4 | | |
| 2 | OF | 168 | Total | C | N | O | S | 0 | 0 |
| | | | 1288 | 813 | 215 | 256 | 4 | | |
| 2 | OG | 152 | Total | C | N | O | S | 0 | 0 |
| | | | 1160 | 730 | 194 | 232 | 4 | | |
| 2 | OH | 154 | Total | C | N | O | S | 0 | 0 |
| | | | 1173 | 739 | 196 | 234 | 4 | | |
| 2 | OP | 153 | Total | C | N | O | S | 0 | 0 |
| | | | 1165 | 733 | 195 | 233 | 4 | | |

*Continued on next page...*

*Continued from previous page...*

| Mol | Chain | Residues | Atoms | | | | | AltConf | Trace |
|---|---|---|---|---|---|---|---|---|---|
| 2 | OQ | 170 | Total | C | N | O | S | 0 | 0 |
| | | | 1304 | 823 | 218 | 259 | 4 | | |

- Molecule 3 is a protein called Decorator protein P05.

| Mol | Chain | Residues | Atoms | | | | | AltConf | Trace |
|---|---|---|---|---|---|---|---|---|---|
| 3 | AF | 144 | Total | C | N | O | S | 0 | 0 |
| | | | 1137 | 726 | 191 | 218 | 2 | | |
| 3 | AN | 151 | Total | C | N | O | S | 0 | 0 |
| | | | 1187 | 755 | 201 | 229 | 2 | | |
| 3 | AV | 154 | Total | C | N | O | S | 0 | 0 |
| | | | 1208 | 769 | 205 | 231 | 3 | | |
| 3 | BE | 154 | Total | C | N | O | S | 0 | 0 |
| | | | 1208 | 769 | 205 | 231 | 3 | | |
| 3 | BP | 151 | Total | C | N | O | S | 0 | 0 |
| | | | 1186 | 755 | 201 | 228 | 2 | | |
| 3 | BY | 151 | Total | C | N | O | S | 0 | 0 |
| | | | 1186 | 755 | 201 | 228 | 2 | | |
| 3 | CO | 152 | Total | C | N | O | S | 0 | 0 |
| | | | 1195 | 761 | 203 | 229 | 2 | | |
| 3 | DF | 144 | Total | C | N | O | S | 0 | 0 |
| | | | 1137 | 726 | 191 | 218 | 2 | | |
| 3 | DN | 151 | Total | C | N | O | S | 0 | 0 |
| | | | 1187 | 755 | 201 | 229 | 2 | | |
| 3 | DV | 154 | Total | C | N | O | S | 0 | 0 |
| | | | 1208 | 769 | 205 | 231 | 3 | | |
| 3 | EE | 154 | Total | C | N | O | S | 0 | 0 |
| | | | 1208 | 769 | 205 | 231 | 3 | | |
| 3 | EP | 151 | Total | C | N | O | S | 0 | 0 |
| | | | 1186 | 755 | 201 | 228 | 2 | | |
| 3 | EY | 151 | Total | C | N | O | S | 0 | 0 |
| | | | 1186 | 755 | 201 | 228 | 2 | | |
| 3 | FO | 152 | Total | C | N | O | S | 0 | 0 |
| | | | 1195 | 761 | 203 | 229 | 2 | | |
| 3 | GF | 144 | Total | C | N | O | S | 0 | 0 |
| | | | 1137 | 726 | 191 | 218 | 2 | | |
| 3 | GN | 151 | Total | C | N | O | S | 0 | 0 |
| | | | 1187 | 755 | 201 | 229 | 2 | | |
| 3 | GV | 154 | Total | C | N | O | S | 0 | 0 |
| | | | 1208 | 769 | 205 | 231 | 3 | | |
| 3 | HE | 154 | Total | C | N | O | S | 0 | 0 |
| | | | 1208 | 769 | 205 | 231 | 3 | | |

*Continued on next page...*

*Continued from previous page...*

| Mol | Chain | Residues | Atoms | | | | | AltConf | Trace |
|---|---|---|---|---|---|---|---|---|---|
| 3 | HP | 151 | Total | C | N | O | S | 0 | 0 |
| | | | 1186 | 755 | 201 | 228 | 2 | | |
| 3 | HY | 151 | Total | C | N | O | S | 0 | 0 |
| | | | 1186 | 755 | 201 | 228 | 2 | | |
| 3 | IO | 152 | Total | C | N | O | S | 0 | 0 |
| | | | 1195 | 761 | 203 | 229 | 2 | | |
| 3 | JF | 144 | Total | C | N | O | S | 0 | 0 |
| | | | 1137 | 726 | 191 | 218 | 2 | | |
| 3 | JN | 151 | Total | C | N | O | S | 0 | 0 |
| | | | 1187 | 755 | 201 | 229 | 2 | | |
| 3 | JV | 154 | Total | C | N | O | S | 0 | 0 |
| | | | 1208 | 769 | 205 | 231 | 3 | | |
| 3 | KE | 154 | Total | C | N | O | S | 0 | 0 |
| | | | 1208 | 769 | 205 | 231 | 3 | | |
| 3 | KP | 151 | Total | C | N | O | S | 0 | 0 |
| | | | 1186 | 755 | 201 | 228 | 2 | | |
| 3 | KY | 151 | Total | C | N | O | S | 0 | 0 |
| | | | 1186 | 755 | 201 | 228 | 2 | | |
| 3 | LO | 152 | Total | C | N | O | S | 0 | 0 |
| | | | 1195 | 761 | 203 | 229 | 2 | | |
| 3 | MF | 144 | Total | C | N | O | S | 0 | 0 |
| | | | 1137 | 726 | 191 | 218 | 2 | | |
| 3 | MN | 151 | Total | C | N | O | S | 0 | 0 |
| | | | 1187 | 755 | 201 | 229 | 2 | | |
| 3 | MV | 154 | Total | C | N | O | S | 0 | 0 |
| | | | 1208 | 769 | 205 | 231 | 3 | | |
| 3 | NE | 154 | Total | C | N | O | S | 0 | 0 |
| | | | 1208 | 769 | 205 | 231 | 3 | | |
| 3 | NP | 151 | Total | C | N | O | S | 0 | 0 |
| | | | 1186 | 755 | 201 | 228 | 2 | | |
| 3 | NY | 151 | Total | C | N | O | S | 0 | 0 |
| | | | 1186 | 755 | 201 | 228 | 2 | | |
| 3 | OO | 152 | Total | C | N | O | S | 0 | 0 |
| | | | 1195 | 761 | 203 | 229 | 2 | | |

- Molecule 4 is a protein called Scaffold protein.

| Mol | Chain | Residues | Atoms | | | | AltConf | Trace |
|---|---|---|---|---|---|---|---|---|
| 4 | AH | 37 | Total | C | N | O | 0 | 0 |
| | | | 315 | 203 | 55 | 57 | | |
| 4 | AI | 29 | Total | C | N | O | 0 | 0 |
| | | | 255 | 165 | 46 | 44 | | |

*Continued on next page...*

*Continued from previous page...*

| Mol | Chain | Residues | Atoms | | | | AltConf | Trace |
|---|---|---|---|---|---|---|---|---|
| 4 | AP | 37 | Total | C | N | O | 0 | 0 |
| | | | 315 | 203 | 55 | 57 | | |
| 4 | AQ | 37 | Total | C | N | O | 0 | 0 |
| | | | 315 | 203 | 55 | 57 | | |
| 4 | AR | 37 | Total | C | N | O | 0 | 0 |
| | | | 315 | 203 | 55 | 57 | | |
| 4 | AY | 37 | Total | C | N | O | 0 | 0 |
| | | | 315 | 203 | 55 | 57 | | |
| 4 | AZ | 37 | Total | C | N | O | 0 | 0 |
| | | | 315 | 203 | 55 | 57 | | |
| 4 | BA | 37 | Total | C | N | O | 0 | 0 |
| | | | 315 | 203 | 55 | 57 | | |
| 4 | BH | 37 | Total | C | N | O | 0 | 0 |
| | | | 315 | 203 | 55 | 57 | | |
| 4 | BI | 37 | Total | C | N | O | 0 | 0 |
| | | | 315 | 203 | 55 | 57 | | |
| 4 | BJ | 37 | Total | C | N | O | 0 | 0 |
| | | | 315 | 203 | 55 | 57 | | |
| 4 | BQ | 28 | Total | C | N | O | 0 | 0 |
| | | | 248 | 160 | 45 | 43 | | |
| 4 | BR | 37 | Total | C | N | O | 0 | 0 |
| | | | 315 | 203 | 55 | 57 | | |
| 4 | BS | 37 | Total | C | N | O | 0 | 0 |
| | | | 315 | 203 | 55 | 57 | | |
| 4 | BZ | 37 | Total | C | N | O | 0 | 0 |
| | | | 315 | 203 | 55 | 57 | | |
| 4 | CA | 26 | Total | C | N | O | 0 | 0 |
| | | | 233 | 149 | 43 | 41 | | |
| 4 | CB | 29 | Total | C | N | O | 0 | 0 |
| | | | 255 | 165 | 46 | 44 | | |
| 4 | CI | 37 | Total | C | N | O | 0 | 0 |
| | | | 315 | 203 | 55 | 57 | | |
| 4 | CJ | 29 | Total | C | N | O | 0 | 0 |
| | | | 255 | 165 | 46 | 44 | | |
| 4 | CK | 37 | Total | C | N | O | 0 | 0 |
| | | | 315 | 203 | 55 | 57 | | |
| 4 | CR | 37 | Total | C | N | O | 0 | 0 |
| | | | 315 | 203 | 55 | 57 | | |
| 4 | CS | 37 | Total | C | N | O | 0 | 0 |
| | | | 315 | 203 | 55 | 57 | | |
| 4 | CT | 29 | Total | C | N | O | 0 | 0 |
| | | | 255 | 165 | 46 | 44 | | |

*Continued on next page...*

*Continued from previous page...*

| Mol | Chain | Residues | Atoms | AltConf | Trace |
|---|---|---|---|---|---|
| 4 | CX | 30 | Total C N O<br>266 174 47 45 | 0 | 0 |
| 4 | CY | 30 | Total C N O<br>266 174 47 45 | 0 | 0 |
| 4 | CZ | 30 | Total C N O<br>266 174 47 45 | 0 | 0 |
| 4 | DH | 37 | Total C N O<br>315 203 55 57 | 0 | 0 |
| 4 | DI | 29 | Total C N O<br>255 165 46 44 | 0 | 0 |
| 4 | DP | 37 | Total C N O<br>315 203 55 57 | 0 | 0 |
| 4 | DQ | 37 | Total C N O<br>315 203 55 57 | 0 | 0 |
| 4 | DR | 37 | Total C N O<br>315 203 55 57 | 0 | 0 |
| 4 | DY | 37 | Total C N O<br>315 203 55 57 | 0 | 0 |
| 4 | DZ | 37 | Total C N O<br>315 203 55 57 | 0 | 0 |
| 4 | EA | 37 | Total C N O<br>315 203 55 57 | 0 | 0 |
| 4 | EH | 37 | Total C N O<br>315 203 55 57 | 0 | 0 |
| 4 | EI | 37 | Total C N O<br>315 203 55 57 | 0 | 0 |
| 4 | EJ | 37 | Total C N O<br>315 203 55 57 | 0 | 0 |
| 4 | EQ | 28 | Total C N O<br>248 160 45 43 | 0 | 0 |
| 4 | ER | 37 | Total C N O<br>315 203 55 57 | 0 | 0 |
| 4 | ES | 37 | Total C N O<br>315 203 55 57 | 0 | 0 |
| 4 | EZ | 37 | Total C N O<br>315 203 55 57 | 0 | 0 |
| 4 | FA | 37 | Total C N O<br>315 203 55 57 | 0 | 0 |
| 4 | FB | 29 | Total C N O<br>255 165 46 44 | 0 | 0 |
| 4 | FI | 37 | Total C N O<br>315 203 55 57 | 0 | 0 |

*Continued on next page...*

*Continued from previous page...*

| Mol | Chain | Residues | Atoms | | | | AltConf | Trace |
|---|---|---|---|---|---|---|---|---|
| 4 | FJ | 29 | Total | C | N | O | 0 | 0 |
| | | | 255 | 165 | 46 | 44 | | |
| 4 | FK | 37 | Total | C | N | O | 0 | 0 |
| | | | 315 | 203 | 55 | 57 | | |
| 4 | FR | 37 | Total | C | N | O | 0 | 0 |
| | | | 315 | 203 | 55 | 57 | | |
| 4 | FS | 37 | Total | C | N | O | 0 | 0 |
| | | | 315 | 203 | 55 | 57 | | |
| 4 | FT | 29 | Total | C | N | O | 0 | 0 |
| | | | 255 | 165 | 46 | 44 | | |
| 4 | FX | 30 | Total | C | N | O | 0 | 0 |
| | | | 266 | 174 | 47 | 45 | | |
| 4 | FY | 30 | Total | C | N | O | 0 | 0 |
| | | | 266 | 174 | 47 | 45 | | |
| 4 | FZ | 30 | Total | C | N | O | 0 | 0 |
| | | | 266 | 174 | 47 | 45 | | |
| 4 | GH | 37 | Total | C | N | O | 0 | 0 |
| | | | 315 | 203 | 55 | 57 | | |
| 4 | GI | 29 | Total | C | N | O | 0 | 0 |
| | | | 255 | 165 | 46 | 44 | | |
| 4 | GP | 37 | Total | C | N | O | 0 | 0 |
| | | | 315 | 203 | 55 | 57 | | |
| 4 | GQ | 37 | Total | C | N | O | 0 | 0 |
| | | | 315 | 203 | 55 | 57 | | |
| 4 | GR | 37 | Total | C | N | O | 0 | 0 |
| | | | 315 | 203 | 55 | 57 | | |
| 4 | GY | 37 | Total | C | N | O | 0 | 0 |
| | | | 315 | 203 | 55 | 57 | | |
| 4 | GZ | 37 | Total | C | N | O | 0 | 0 |
| | | | 315 | 203 | 55 | 57 | | |
| 4 | HA | 37 | Total | C | N | O | 0 | 0 |
| | | | 315 | 203 | 55 | 57 | | |
| 4 | HH | 37 | Total | C | N | O | 0 | 0 |
| | | | 315 | 203 | 55 | 57 | | |
| 4 | HI | 37 | Total | C | N | O | 0 | 0 |
| | | | 315 | 203 | 55 | 57 | | |
| 4 | HJ | 37 | Total | C | N | O | 0 | 0 |
| | | | 315 | 203 | 55 | 57 | | |
| 4 | HQ | 28 | Total | C | N | O | 0 | 0 |
| | | | 248 | 160 | 45 | 43 | | |
| 4 | HR | 37 | Total | C | N | O | 0 | 0 |
| | | | 315 | 203 | 55 | 57 | | |

*Continued on next page...*

*Continued from previous page...*

| Mol | Chain | Residues | Atoms | | | | AltConf | Trace |
|---|---|---|---|---|---|---|---|---|
| 4 | HS | 37 | Total | C | N | O | 0 | 0 |
| | | | 315 | 203 | 55 | 57 | | |
| 4 | HZ | 37 | Total | C | N | O | 0 | 0 |
| | | | 315 | 203 | 55 | 57 | | |
| 4 | IA | 37 | Total | C | N | O | 0 | 0 |
| | | | 315 | 203 | 55 | 57 | | |
| 4 | IB | 29 | Total | C | N | O | 0 | 0 |
| | | | 255 | 165 | 46 | 44 | | |
| 4 | II | 37 | Total | C | N | O | 0 | 0 |
| | | | 315 | 203 | 55 | 57 | | |
| 4 | IJ | 29 | Total | C | N | O | 0 | 0 |
| | | | 255 | 165 | 46 | 44 | | |
| 4 | IK | 37 | Total | C | N | O | 0 | 0 |
| | | | 315 | 203 | 55 | 57 | | |
| 4 | IR | 37 | Total | C | N | O | 0 | 0 |
| | | | 315 | 203 | 55 | 57 | | |
| 4 | IS | 37 | Total | C | N | O | 0 | 0 |
| | | | 315 | 203 | 55 | 57 | | |
| 4 | IT | 29 | Total | C | N | O | 0 | 0 |
| | | | 255 | 165 | 46 | 44 | | |
| 4 | IX | 30 | Total | C | N | O | 0 | 0 |
| | | | 266 | 174 | 47 | 45 | | |
| 4 | IY | 30 | Total | C | N | O | 0 | 0 |
| | | | 266 | 174 | 47 | 45 | | |
| 4 | IZ | 30 | Total | C | N | O | 0 | 0 |
| | | | 266 | 174 | 47 | 45 | | |
| 4 | JH | 37 | Total | C | N | O | 0 | 0 |
| | | | 315 | 203 | 55 | 57 | | |
| 4 | JI | 29 | Total | C | N | O | 0 | 0 |
| | | | 255 | 165 | 46 | 44 | | |
| 4 | JP | 37 | Total | C | N | O | 0 | 0 |
| | | | 315 | 203 | 55 | 57 | | |
| 4 | JQ | 37 | Total | C | N | O | 0 | 0 |
| | | | 315 | 203 | 55 | 57 | | |
| 4 | JR | 37 | Total | C | N | O | 0 | 0 |
| | | | 315 | 203 | 55 | 57 | | |
| 4 | JY | 37 | Total | C | N | O | 0 | 0 |
| | | | 315 | 203 | 55 | 57 | | |
| 4 | JZ | 37 | Total | C | N | O | 0 | 0 |
| | | | 315 | 203 | 55 | 57 | | |
| 4 | KA | 37 | Total | C | N | O | 0 | 0 |
| | | | 315 | 203 | 55 | 57 | | |

*Continued on next page...*

*Continued from previous page...*

| Mol | Chain | Residues | Atoms | | | | AltConf | Trace |
|---|---|---|---|---|---|---|---|---|
| 4 | KH | 37 | Total | C | N | O | 0 | 0 |
| | | | 315 | 203 | 55 | 57 | | |
| 4 | KI | 37 | Total | C | N | O | 0 | 0 |
| | | | 315 | 203 | 55 | 57 | | |
| 4 | KJ | 37 | Total | C | N | O | 0 | 0 |
| | | | 315 | 203 | 55 | 57 | | |
| 4 | KQ | 28 | Total | C | N | O | 0 | 0 |
| | | | 248 | 160 | 45 | 43 | | |
| 4 | KR | 37 | Total | C | N | O | 0 | 0 |
| | | | 315 | 203 | 55 | 57 | | |
| 4 | KS | 37 | Total | C | N | O | 0 | 0 |
| | | | 315 | 203 | 55 | 57 | | |
| 4 | KZ | 37 | Total | C | N | O | 0 | 0 |
| | | | 315 | 203 | 55 | 57 | | |
| 4 | LA | 37 | Total | C | N | O | 0 | 0 |
| | | | 315 | 203 | 55 | 57 | | |
| 4 | LB | 29 | Total | C | N | O | 0 | 0 |
| | | | 255 | 165 | 46 | 44 | | |
| 4 | LI | 37 | Total | C | N | O | 0 | 0 |
| | | | 315 | 203 | 55 | 57 | | |
| 4 | LJ | 29 | Total | C | N | O | 0 | 0 |
| | | | 255 | 165 | 46 | 44 | | |
| 4 | LK | 37 | Total | C | N | O | 0 | 0 |
| | | | 315 | 203 | 55 | 57 | | |
| 4 | LR | 37 | Total | C | N | O | 0 | 0 |
| | | | 315 | 203 | 55 | 57 | | |
| 4 | LS | 37 | Total | C | N | O | 0 | 0 |
| | | | 315 | 203 | 55 | 57 | | |
| 4 | LT | 29 | Total | C | N | O | 0 | 0 |
| | | | 255 | 165 | 46 | 44 | | |
| 4 | LX | 30 | Total | C | N | O | 0 | 0 |
| | | | 266 | 174 | 47 | 45 | | |
| 4 | LY | 30 | Total | C | N | O | 0 | 0 |
| | | | 266 | 174 | 47 | 45 | | |
| 4 | LZ | 30 | Total | C | N | O | 0 | 0 |
| | | | 266 | 174 | 47 | 45 | | |
| 4 | MH | 37 | Total | C | N | O | 0 | 0 |
| | | | 315 | 203 | 55 | 57 | | |
| 4 | MI | 29 | Total | C | N | O | 0 | 0 |
| | | | 255 | 165 | 46 | 44 | | |
| 4 | MP | 37 | Total | C | N | O | 0 | 0 |
| | | | 315 | 203 | 55 | 57 | | |

*Continued on next page...*

*Continued from previous page...*

| Mol | Chain | Residues | Atoms | | | | AltConf | Trace |
|---|---|---|---|---|---|---|---|---|
| 4 | MQ | 37 | Total | C | N | O | 0 | 0 |
| | | | 315 | 203 | 55 | 57 | | |
| 4 | MR | 37 | Total | C | N | O | 0 | 0 |
| | | | 315 | 203 | 55 | 57 | | |
| 4 | MY | 37 | Total | C | N | O | 0 | 0 |
| | | | 315 | 203 | 55 | 57 | | |
| 4 | MZ | 37 | Total | C | N | O | 0 | 0 |
| | | | 315 | 203 | 55 | 57 | | |
| 4 | NA | 37 | Total | C | N | O | 0 | 0 |
| | | | 315 | 203 | 55 | 57 | | |
| 4 | NH | 37 | Total | C | N | O | 0 | 0 |
| | | | 315 | 203 | 55 | 57 | | |
| 4 | NI | 37 | Total | C | N | O | 0 | 0 |
| | | | 315 | 203 | 55 | 57 | | |
| 4 | NJ | 37 | Total | C | N | O | 0 | 0 |
| | | | 315 | 203 | 55 | 57 | | |
| 4 | NQ | 28 | Total | C | N | O | 0 | 0 |
| | | | 248 | 160 | 45 | 43 | | |
| 4 | NR | 37 | Total | C | N | O | 0 | 0 |
| | | | 315 | 203 | 55 | 57 | | |
| 4 | NS | 37 | Total | C | N | O | 0 | 0 |
| | | | 315 | 203 | 55 | 57 | | |
| 4 | NZ | 37 | Total | C | N | O | 0 | 0 |
| | | | 315 | 203 | 55 | 57 | | |
| 4 | OA | 26 | Total | C | N | O | 0 | 0 |
| | | | 233 | 149 | 43 | 41 | | |
| 4 | OB | 29 | Total | C | N | O | 0 | 0 |
| | | | 255 | 165 | 46 | 44 | | |
| 4 | OI | 37 | Total | C | N | O | 0 | 0 |
| | | | 315 | 203 | 55 | 57 | | |
| 4 | OJ | 29 | Total | C | N | O | 0 | 0 |
| | | | 255 | 165 | 46 | 44 | | |
| 4 | OK | 37 | Total | C | N | O | 0 | 0 |
| | | | 315 | 203 | 55 | 57 | | |
| 4 | OR | 37 | Total | C | N | O | 0 | 0 |
| | | | 315 | 203 | 55 | 57 | | |
| 4 | OS | 37 | Total | C | N | O | 0 | 0 |
| | | | 315 | 203 | 55 | 57 | | |
| 4 | OT | 29 | Total | C | N | O | 0 | 0 |
| | | | 255 | 165 | 46 | 44 | | |
| 4 | OX | 30 | Total | C | N | O | 0 | 0 |
| | | | 266 | 174 | 47 | 45 | | |

*Continued on next page...*

*Continued from previous page...*

| Mol | Chain | Residues | Atoms | AltConf | Trace |
|---|---|---|---|---|---|
| 4 | OY | 30 | Total C N O<br>266 174 47 45 | 0 | 0 |
| 4 | OZ | 30 | Total C N O<br>266 174 47 45 | 0 | 0 |
| 4 | QA | 111 | Total C N O S<br>904 572 163 168 1 | 0 | 0 |
| 4 | QB | 111 | Total C N O S<br>904 572 163 168 1 | 0 | 0 |
| 4 | QC | 89 | Total C N O S<br>717 458 129 129 1 | 0 | 0 |
| 4 | QD | 89 | Total C N O S<br>717 458 129 129 1 | 0 | 0 |
| 4 | QE | 111 | Total C N O S<br>904 572 163 168 1 | 0 | 0 |
| 4 | QF | 89 | Total C N O S<br>717 458 129 129 1 | 0 | 0 |
| 4 | QG | 111 | Total C N O S<br>904 572 163 168 1 | 0 | 0 |
| 4 | QH | 111 | Total C N O S<br>904 572 163 168 1 | 0 | 0 |
| 4 | QI | 111 | Total C N O S<br>904 572 163 168 1 | 0 | 0 |
| 4 | QJ | 89 | Total C N O S<br>717 458 129 129 1 | 0 | 0 |
| 4 | RA | 111 | Total C N O S<br>904 572 163 168 1 | 0 | 0 |
| 4 | RB | 111 | Total C N O S<br>904 572 163 168 1 | 0 | 0 |
| 4 | SA | 111 | Total C N O S<br>904 572 163 168 1 | 0 | 0 |
| 4 | SB | 97 | Total C N O S<br>790 501 143 145 1 | 0 | 0 |
| 4 | SC | 111 | Total C N O S<br>904 572 163 168 1 | 0 | 0 |
| 4 | SD | 97 | Total C N O S<br>790 501 143 145 1 | 0 | 0 |
| 4 | SE | 111 | Total C N O S<br>904 572 163 168 1 | 0 | 0 |
| 4 | SF | 111 | Total C N O S<br>904 572 163 168 1 | 0 | 0 |
| 4 | SG | 97 | Total C N O S<br>790 501 143 145 1 | 0 | 0 |

*Continued on next page...*

*Continued from previous page...*

| Mol | Chain | Residues | Atoms | | | | | AltConf | Trace |
|---|---|---|---|---|---|---|---|---|---|
| 4 | SH | 111 | Total | C | N | O | S | 0 | 0 |
| | | | 904 | 572 | 163 | 168 | 1 | | |
| 4 | SI | 97 | Total | C | N | O | S | 0 | 0 |
| | | | 790 | 501 | 143 | 145 | 1 | | |
| 4 | SJ | 111 | Total | C | N | O | S | 0 | 0 |
| | | | 904 | 572 | 163 | 168 | 1 | | |
| 4 | SK | 97 | Total | C | N | O | S | 0 | 0 |
| | | | 790 | 501 | 143 | 145 | 1 | | |
| 4 | SL | 111 | Total | C | N | O | S | 0 | 0 |
| | | | 904 | 572 | 163 | 168 | 1 | | |
| 4 | SM | 111 | Total | C | N | O | S | 0 | 0 |
| | | | 904 | 572 | 163 | 168 | 1 | | |
| 4 | SN | 97 | Total | C | N | O | S | 0 | 0 |
| | | | 790 | 501 | 143 | 145 | 1 | | |
| 4 | SO | 111 | Total | C | N | O | S | 0 | 0 |
| | | | 904 | 572 | 163 | 168 | 1 | | |
| 4 | TA | 111 | Total | C | N | O | S | 0 | 0 |
| | | | 904 | 572 | 163 | 168 | 1 | | |
| 4 | TB | 97 | Total | C | N | O | S | 0 | 0 |
| | | | 790 | 501 | 143 | 145 | 1 | | |
| 4 | TC | 111 | Total | C | N | O | S | 0 | 0 |
| | | | 904 | 572 | 163 | 168 | 1 | | |
| 4 | TD | 97 | Total | C | N | O | S | 0 | 0 |
| | | | 790 | 501 | 143 | 145 | 1 | | |
| 4 | TE | 111 | Total | C | N | O | S | 0 | 0 |
| | | | 904 | 572 | 163 | 168 | 1 | | |
| 4 | TF | 97 | Total | C | N | O | S | 0 | 0 |
| | | | 790 | 501 | 143 | 145 | 1 | | |
| 4 | TG | 111 | Total | C | N | O | S | 0 | 0 |
| | | | 904 | 572 | 163 | 168 | 1 | | |
| 4 | TH | 97 | Total | C | N | O | S | 0 | 0 |
| | | | 790 | 501 | 143 | 145 | 1 | | |
| 4 | TI | 111 | Total | C | N | O | S | 0 | 0 |
| | | | 904 | 572 | 163 | 168 | 1 | | |
| 4 | TJ | 97 | Total | C | N | O | S | 0 | 0 |
| | | | 790 | 501 | 143 | 145 | 1 | | |
| 4 | TK | 111 | Total | C | N | O | S | 0 | 0 |
| | | | 904 | 572 | 163 | 168 | 1 | | |
| 4 | TL | 97 | Total | C | N | O | S | 0 | 0 |
| | | | 790 | 501 | 143 | 145 | 1 | | |
| 4 | TM | 111 | Total | C | N | O | S | 0 | 0 |
| | | | 904 | 572 | 163 | 168 | 1 | | |

*Continued on next page...*

*Continued from previous page...*

| Mol | Chain | Residues | Atoms | | | | | AltConf | Trace |
|---|---|---|---|---|---|---|---|---|---|
| 4 | TN | 97 | Total | C | N | O | S | 0 | 0 |
| | | | 790 | 501 | 143 | 145 | 1 | | |
| 4 | TO | 111 | Total | C | N | O | S | 0 | 0 |
| | | | 904 | 572 | 163 | 168 | 1 | | |
| 4 | TP | 97 | Total | C | N | O | S | 0 | 0 |
| | | | 790 | 501 | 143 | 145 | 1 | | |
| 4 | TQ | 111 | Total | C | N | O | S | 0 | 0 |
| | | | 904 | 572 | 163 | 168 | 1 | | |
| 4 | TR | 97 | Total | C | N | O | S | 0 | 0 |
| | | | 790 | 501 | 143 | 145 | 1 | | |
| 4 | TS | 111 | Total | C | N | O | S | 0 | 0 |
| | | | 904 | 572 | 163 | 168 | 1 | | |
| 4 | TT | 97 | Total | C | N | O | S | 0 | 0 |
| | | | 790 | 501 | 143 | 145 | 1 | | |
| 4 | TU | 111 | Total | C | N | O | S | 0 | 0 |
| | | | 904 | 572 | 163 | 168 | 1 | | |
| 4 | TV | 97 | Total | C | N | O | S | 0 | 0 |
| | | | 790 | 501 | 143 | 145 | 1 | | |
| 4 | TW | 111 | Total | C | N | O | S | 0 | 0 |
| | | | 904 | 572 | 163 | 168 | 1 | | |
| 4 | TX | 97 | Total | C | N | O | S | 0 | 0 |
| | | | 790 | 501 | 143 | 145 | 1 | | |
| 4 | TY | 111 | Total | C | N | O | S | 0 | 0 |
| | | | 904 | 572 | 163 | 168 | 1 | | |
| 4 | TZ | 97 | Total | C | N | O | S | 0 | 0 |
| | | | 790 | 501 | 143 | 145 | 1 | | |
| 4 | UA | 111 | Total | C | N | O | S | 0 | 0 |
| | | | 904 | 572 | 163 | 168 | 1 | | |
| 4 | UB | 97 | Total | C | N | O | S | 0 | 0 |
| | | | 790 | 501 | 143 | 145 | 1 | | |
| 4 | UC | 111 | Total | C | N | O | S | 0 | 0 |
| | | | 904 | 572 | 163 | 168 | 1 | | |
| 4 | UD | 97 | Total | C | N | O | S | 0 | 0 |
| | | | 790 | 501 | 143 | 145 | 1 | | |
| 4 | UE | 111 | Total | C | N | O | S | 0 | 0 |
| | | | 904 | 572 | 163 | 168 | 1 | | |
| 4 | UF | 93 | Total | C | N | O | S | 0 | 0 |
| | | | 754 | 477 | 135 | 141 | 1 | | |
| 4 | VA | 111 | Total | C | N | O | S | 0 | 0 |
| | | | 904 | 572 | 163 | 168 | 1 | | |
| 4 | VB | 97 | Total | C | N | O | S | 0 | 0 |
| | | | 790 | 501 | 143 | 145 | 1 | | |

*Continued on next page...*

*Continued from previous page...*

| Mol | Chain | Residues | Atoms | | | | | AltConf | Trace |
|---|---|---|---|---|---|---|---|---|---|
| 4 | VC | 111 | Total | C | N | O | S | 0 | 0 |
| | | | 904 | 572 | 163 | 168 | 1 | | |
| 4 | VD | 97 | Total | C | N | O | S | 0 | 0 |
| | | | 790 | 501 | 143 | 145 | 1 | | |
| 4 | VE | 111 | Total | C | N | O | S | 0 | 0 |
| | | | 904 | 572 | 163 | 168 | 1 | | |
| 4 | VF | 97 | Total | C | N | O | S | 0 | 0 |
| | | | 790 | 501 | 143 | 145 | 1 | | |
| 4 | VG | 111 | Total | C | N | O | S | 0 | 0 |
| | | | 904 | 572 | 163 | 168 | 1 | | |
| 4 | VH | 97 | Total | C | N | O | S | 0 | 0 |
| | | | 790 | 501 | 143 | 145 | 1 | | |
| 4 | VI | 111 | Total | C | N | O | S | 0 | 0 |
| | | | 904 | 572 | 163 | 168 | 1 | | |
| 4 | VJ | 97 | Total | C | N | O | S | 0 | 0 |
| | | | 790 | 501 | 143 | 145 | 1 | | |
| 4 | VK | 111 | Total | C | N | O | S | 0 | 0 |
| | | | 904 | 572 | 163 | 168 | 1 | | |
| 4 | VL | 97 | Total | C | N | O | S | 0 | 0 |
| | | | 790 | 501 | 143 | 145 | 1 | | |
| 4 | VM | 111 | Total | C | N | O | S | 0 | 0 |
| | | | 904 | 572 | 163 | 168 | 1 | | |
| 4 | VN | 97 | Total | C | N | O | S | 0 | 0 |
| | | | 790 | 501 | 143 | 145 | 1 | | |
| 4 | VO | 111 | Total | C | N | O | S | 0 | 0 |
| | | | 904 | 572 | 163 | 168 | 1 | | |
| 4 | VP | 97 | Total | C | N | O | S | 0 | 0 |
| | | | 790 | 501 | 143 | 145 | 1 | | |
| 4 | VQ | 111 | Total | C | N | O | S | 0 | 0 |
| | | | 904 | 572 | 163 | 168 | 1 | | |
| 4 | VR | 97 | Total | C | N | O | S | 0 | 0 |
| | | | 790 | 501 | 143 | 145 | 1 | | |
| 4 | VS | 111 | Total | C | N | O | S | 0 | 0 |
| | | | 904 | 572 | 163 | 168 | 1 | | |
| 4 | VT | 97 | Total | C | N | O | S | 0 | 0 |
| | | | 790 | 501 | 143 | 145 | 1 | | |
| 4 | VU | 111 | Total | C | N | O | S | 0 | 0 |
| | | | 904 | 572 | 163 | 168 | 1 | | |
| 4 | VV | 97 | Total | C | N | O | S | 0 | 0 |
| | | | 790 | 501 | 143 | 145 | 1 | | |
| 4 | VW | 111 | Total | C | N | O | S | 0 | 0 |
| | | | 904 | 572 | 163 | 168 | 1 | | |

*Continued on next page...*

*Continued from previous page...*

| Mol | Chain | Residues | Atoms | | | | | AltConf | Trace |
|---|---|---|---|---|---|---|---|---|---|
| 4 | VX | 97 | Total | C | N | O | S | 0 | 0 |
| | | | 790 | 501 | 143 | 145 | 1 | | |
| 4 | VY | 111 | Total | C | N | O | S | 0 | 0 |
| | | | 904 | 572 | 163 | 168 | 1 | | |
| 4 | VZ | 97 | Total | C | N | O | S | 0 | 0 |
| | | | 790 | 501 | 143 | 145 | 1 | | |
| 4 | WA | 111 | Total | C | N | O | S | 0 | 0 |
| | | | 904 | 572 | 163 | 168 | 1 | | |
| 4 | WB | 97 | Total | C | N | O | S | 0 | 0 |
| | | | 790 | 501 | 143 | 145 | 1 | | |
| 4 | WC | 111 | Total | C | N | O | S | 0 | 0 |
| | | | 904 | 572 | 163 | 168 | 1 | | |
| 4 | WD | 97 | Total | C | N | O | S | 0 | 0 |
| | | | 790 | 501 | 143 | 145 | 1 | | |
| 4 | WE | 111 | Total | C | N | O | S | 0 | 0 |
| | | | 904 | 572 | 163 | 168 | 1 | | |
| 4 | WF | 97 | Total | C | N | O | S | 0 | 0 |
| | | | 790 | 501 | 143 | 145 | 1 | | |
| 4 | XA | 111 | Total | C | N | O | S | 0 | 0 |
| | | | 904 | 572 | 163 | 168 | 1 | | |
| 4 | XB | 97 | Total | C | N | O | S | 0 | 0 |
| | | | 790 | 501 | 143 | 145 | 1 | | |
| 4 | XC | 111 | Total | C | N | O | S | 0 | 0 |
| | | | 904 | 572 | 163 | 168 | 1 | | |
| 4 | XD | 97 | Total | C | N | O | S | 0 | 0 |
| | | | 790 | 501 | 143 | 145 | 1 | | |
| 4 | XE | 111 | Total | C | N | O | S | 0 | 0 |
| | | | 904 | 572 | 163 | 168 | 1 | | |
| 4 | XF | 97 | Total | C | N | O | S | 0 | 0 |
| | | | 790 | 501 | 143 | 145 | 1 | | |
| 4 | XG | 111 | Total | C | N | O | S | 0 | 0 |
| | | | 904 | 572 | 163 | 168 | 1 | | |
| 4 | XH | 97 | Total | C | N | O | S | 0 | 0 |
| | | | 790 | 501 | 143 | 145 | 1 | | |
| 4 | XI | 111 | Total | C | N | O | S | 0 | 0 |
| | | | 904 | 572 | 163 | 168 | 1 | | |
| 4 | XJ | 97 | Total | C | N | O | S | 0 | 0 |
| | | | 790 | 501 | 143 | 145 | 1 | | |
| 4 | XK | 111 | Total | C | N | O | S | 0 | 0 |
| | | | 904 | 572 | 163 | 168 | 1 | | |
| 4 | XL | 97 | Total | C | N | O | S | 0 | 0 |
| | | | 790 | 501 | 143 | 145 | 1 | | |

*Continued on next page...*

*Continued from previous page...*

| Mol | Chain | Residues | Atoms | | | | | AltConf | Trace |
|---|---|---|---|---|---|---|---|---|---|
| 4 | XM | 111 | Total | C | N | O | S | 0 | 0 |
| | | | 904 | 572 | 163 | 168 | 1 | | |
| 4 | XN | 97 | Total | C | N | O | S | 0 | 0 |
| | | | 790 | 501 | 143 | 145 | 1 | | |
| 4 | XO | 111 | Total | C | N | O | S | 0 | 0 |
| | | | 904 | 572 | 163 | 168 | 1 | | |
| 4 | XP | 97 | Total | C | N | O | S | 0 | 0 |
| | | | 790 | 501 | 143 | 145 | 1 | | |
| 4 | XQ | 111 | Total | C | N | O | S | 0 | 0 |
| | | | 904 | 572 | 163 | 168 | 1 | | |
| 4 | XR | 97 | Total | C | N | O | S | 0 | 0 |
| | | | 790 | 501 | 143 | 145 | 1 | | |
| 4 | XS | 111 | Total | C | N | O | S | 0 | 0 |
| | | | 904 | 572 | 163 | 168 | 1 | | |
| 4 | XT | 97 | Total | C | N | O | S | 0 | 0 |
| | | | 790 | 501 | 143 | 145 | 1 | | |
| 4 | XU | 111 | Total | C | N | O | S | 0 | 0 |
| | | | 904 | 572 | 163 | 168 | 1 | | |
| 4 | XV | 97 | Total | C | N | O | S | 0 | 0 |
| | | | 790 | 501 | 143 | 145 | 1 | | |
| 4 | XW | 111 | Total | C | N | O | S | 0 | 0 |
| | | | 904 | 572 | 163 | 168 | 1 | | |
| 4 | XX | 97 | Total | C | N | O | S | 0 | 0 |
| | | | 790 | 501 | 143 | 145 | 1 | | |
| 4 | XY | 111 | Total | C | N | O | S | 0 | 0 |
| | | | 904 | 572 | 163 | 168 | 1 | | |
| 4 | XZ | 97 | Total | C | N | O | S | 0 | 0 |
| | | | 790 | 501 | 143 | 145 | 1 | | |
| 4 | YA | 111 | Total | C | N | O | S | 0 | 0 |
| | | | 904 | 572 | 163 | 168 | 1 | | |
| 4 | YB | 97 | Total | C | N | O | S | 0 | 0 |
| | | | 790 | 501 | 143 | 145 | 1 | | |
| 4 | YC | 111 | Total | C | N | O | S | 0 | 0 |
| | | | 904 | 572 | 163 | 168 | 1 | | |
| 4 | YD | 97 | Total | C | N | O | S | 0 | 0 |
| | | | 790 | 501 | 143 | 145 | 1 | | |
| 4 | YE | 111 | Total | C | N | O | S | 0 | 0 |
| | | | 904 | 572 | 163 | 168 | 1 | | |
| 4 | YF | 97 | Total | C | N | O | S | 0 | 0 |
| | | | 790 | 501 | 143 | 145 | 1 | | |

- Molecule 5 is a protein called Decorator protein P04.

| Mol | Chain | Residues | Atoms | | | | | AltConf | Trace |
|---|---|---|---|---|---|---|---|---|---|
| 5 | AM | 161 | Total | C | N | O | S | 0 | 0 |
| | | | 1252 | 801 | 199 | 245 | 7 | | |
| 5 | DM | 161 | Total | C | N | O | S | 0 | 0 |
| | | | 1252 | 801 | 199 | 245 | 7 | | |
| 5 | GM | 161 | Total | C | N | O | S | 0 | 0 |
| | | | 1252 | 801 | 199 | 245 | 7 | | |
| 5 | JM | 161 | Total | C | N | O | S | 0 | 0 |
| | | | 1252 | 801 | 199 | 245 | 7 | | |
| 5 | MM | 161 | Total | C | N | O | S | 0 | 0 |
| | | | 1252 | 801 | 199 | 245 | 7 | | |

- Molecule 6 is a protein called Portal protein.

| Mol | Chain | Residues | Atoms | | | | | AltConf | Trace |
|---|---|---|---|---|---|---|---|---|---|
| 6 | PA | 333 | Total | C | N | O | S | 0 | 0 |
| | | | 2747 | 1777 | 440 | 522 | 8 | | |
| 6 | PB | 362 | Total | C | N | O | S | 0 | 0 |
| | | | 2959 | 1901 | 478 | 572 | 8 | | |
| 6 | PC | 345 | Total | C | N | O | S | 0 | 0 |
| | | | 2829 | 1826 | 453 | 542 | 8 | | |
| 6 | PD | 335 | Total | C | N | O | S | 0 | 0 |
| | | | 2765 | 1788 | 443 | 526 | 8 | | |
| 6 | PE | 352 | Total | C | N | O | S | 0 | 0 |
| | | | 2888 | 1860 | 466 | 554 | 8 | | |
| 6 | PF | 334 | Total | C | N | O | S | 0 | 0 |
| | | | 2756 | 1782 | 442 | 524 | 8 | | |
| 6 | PG | 338 | Total | C | N | O | S | 0 | 0 |
| | | | 2789 | 1800 | 450 | 531 | 8 | | |
| 6 | PH | 343 | Total | C | N | O | S | 0 | 0 |
| | | | 2830 | 1825 | 457 | 540 | 8 | | |
| 6 | PI | 334 | Total | C | N | O | S | 0 | 0 |
| | | | 2754 | 1780 | 441 | 525 | 8 | | |
| 6 | PJ | 352 | Total | C | N | O | S | 0 | 0 |
| | | | 2888 | 1860 | 466 | 554 | 8 | | |
| 6 | PK | 353 | Total | C | N | O | S | 0 | 0 |
| | | | 2894 | 1863 | 467 | 556 | 8 | | |
| 6 | PL | 367 | Total | C | N | O | S | 0 | 0 |
| | | | 3000 | 1924 | 488 | 580 | 8 | | |

MolProbity failed to run properly - this section is therefore empty.

# 3 Experimental information (i)

| Property | Value | Source |
|---|---|---|
| EM reconstruction method | SINGLE PARTICLE | Depositor |
| Imposed symmetry | POINT, C1 | Depositor |
| Number of particles used | 25958 | Depositor |
| Resolution determination method | FSC 0.143 CUT-OFF | Depositor |
| CTF correction method | PHASE FLIPPING AND AMPLITUDE CORRECTION | Depositor |
| Microscope | FEI TITAN KRIOS | Depositor |
| Voltage (kV) | 300 | Depositor |
| Electron dose ($e^-/Å^2$) | 44 | Depositor |
| Minimum defocus (nm) | 500 | Depositor |
| Maximum defocus (nm) | 1800 | Depositor |
| Magnification | 16500 | Depositor |
| Image detector | GATAN K3 (6k x 4k) | Depositor |
| Maximum map value | 0.014 | Depositor |
| Minimum map value | -0.006 | Depositor |
| Average map value | -0.000 | Depositor |
| Map value standard deviation | 0.001 | Depositor |
| Recommended contour level | 0.003 | Depositor |
| Map size (Å) | 533.50397, 533.50397, 533.50397 | wwPDB |
| Map dimensions | 640, 640, 640 | wwPDB |
| Map angles (°) | 90.0, 90.0, 90.0 | wwPDB |
| Pixel spacing (Å) | 0.8335999, 0.8335999, 0.8335999 | Depositor |

# 4 Model quality

## 4.1 Standard geometry

MolProbity failed to run properly - this section is therefore empty.

## 4.2 Too-close contacts

MolProbity failed to run properly - this section is therefore empty.

## 4.3 Torsion angles

### 4.3.1 Protein backbone

MolProbity failed to run properly - this section is therefore empty.

### 4.3.2 Protein sidechains

MolProbity failed to run properly - this section is therefore empty.

### 4.3.3 RNA

MolProbity failed to run properly - this section is therefore empty.

## 4.4 Non-standard residues in protein, DNA, RNA chains

There are no non-standard protein/DNA/RNA residues in this entry.

## 4.5 Carbohydrates

There are no oligosaccharides in this entry.

## 4.6 Ligand geometry

There are no ligands in this entry.

## 4.7 Other polymers

There are no such residues in this entry.

## 4.8 Polymer linkage issues (i)

There are no chain breaks in this entry.

# 5 Map visualisation

This section contains visualisations of the EMDB entry EMD-17675. These allow visual inspection of the internal detail of the map and identification of artifacts.

Images derived from a raw map, generated by summing the deposited half-maps, are presented below the corresponding image components of the primary map to allow further visual inspection and comparison with those of the primary map.

## 5.1 Orthogonal projections

### 5.1.1 Primary map



X

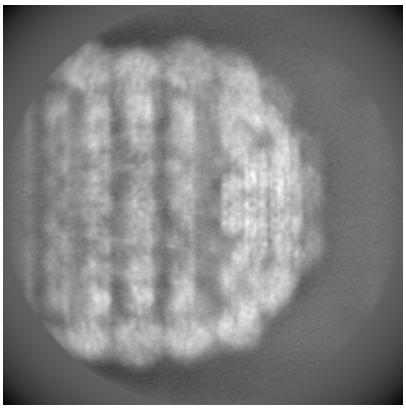

Y

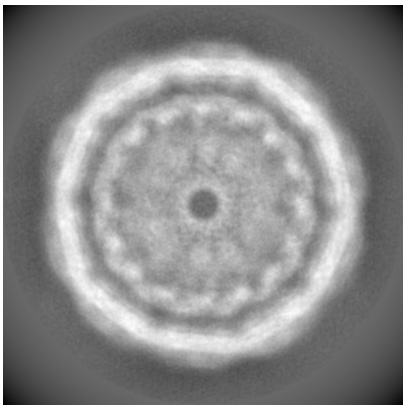

Z

### 5.1.2 Raw map



X

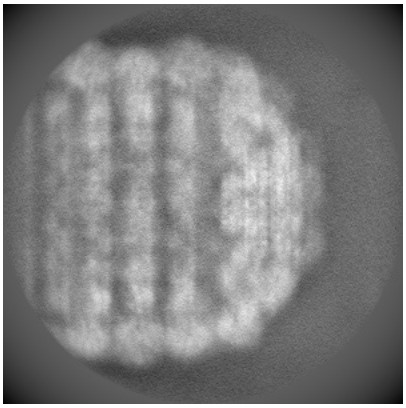

Y

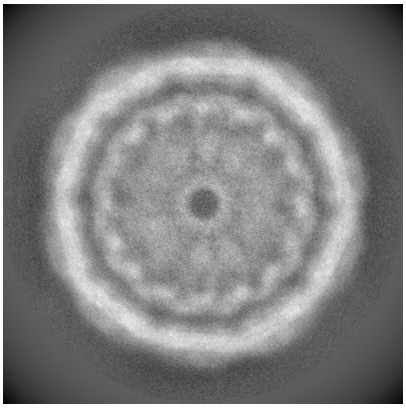

Z

The images above show the map projected in three orthogonal directions.

## 5.2 Central slices (i)

### 5.2.1 Primary map

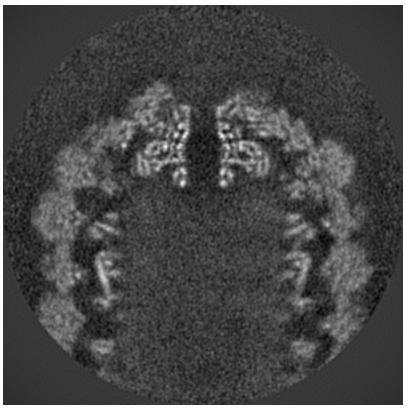

X Index: 320

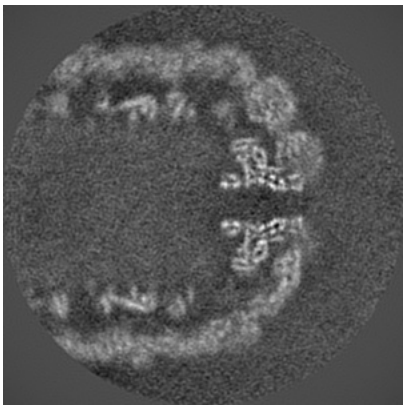

Y Index: 320

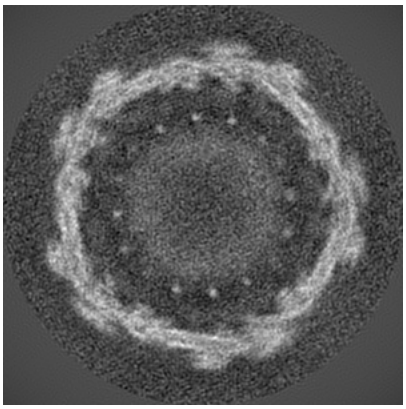

Z Index: 320

### 5.2.2 Raw map

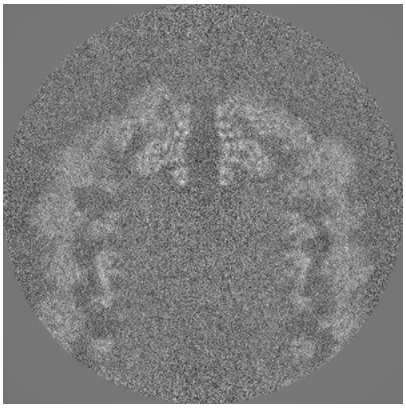

X Index: 320

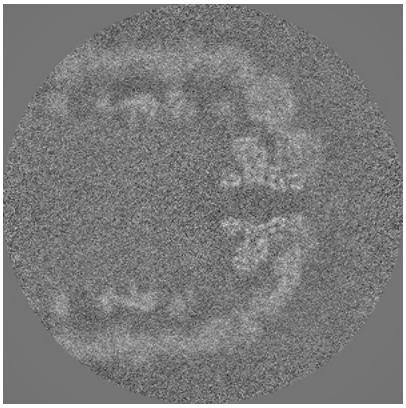

Y Index: 320

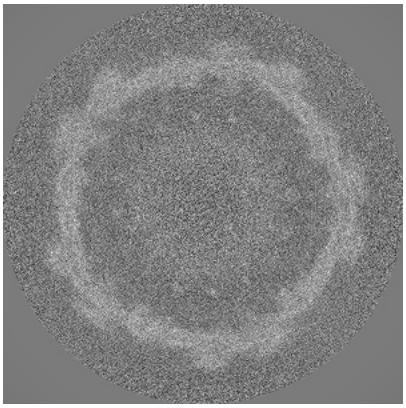

Z Index: 320

The images above show central slices of the map in three orthogonal directions.

## 5.3 Largest variance slices (i)

### 5.3.1 Primary map

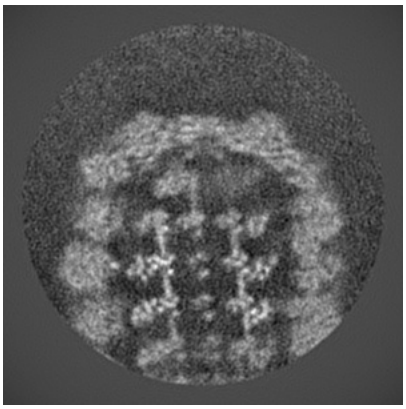

X Index: 179

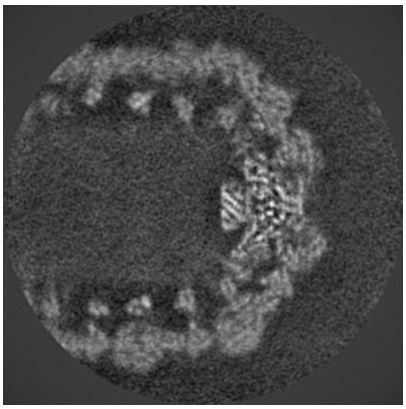

Y Index: 290

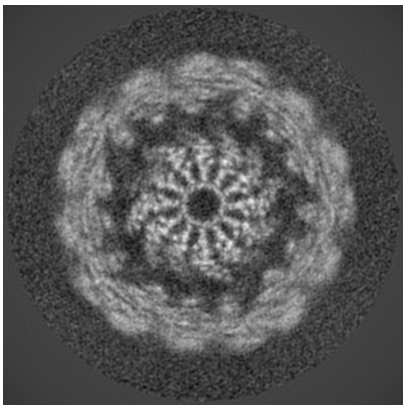

Z Index: 389

### 5.3.2 Raw map

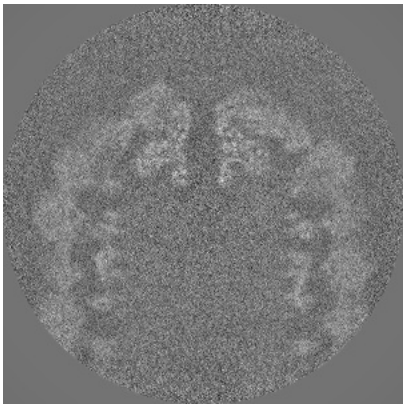

X Index: 323

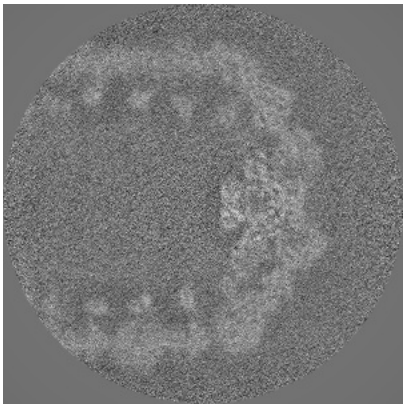

Y Index: 292

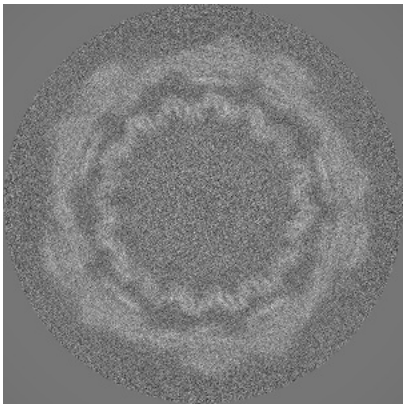

Z Index: 288

The images above show the largest variance slices of the map in three orthogonal directions.

## 5.4 Orthogonal standard-deviation projections (False-color) (i)

### 5.4.1 Primary map



X

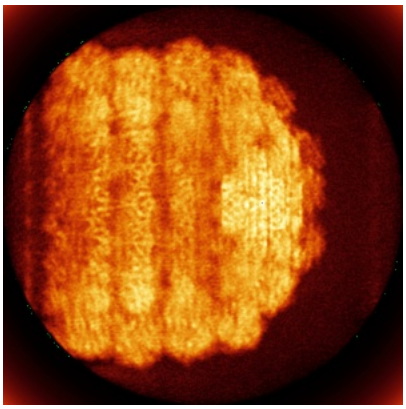

Y



Z

### 5.4.2 Raw map



X



Y



Z

The images above show the map standard deviation projections with false color in three orthogonal directions. Minimum values are shown in green, max in blue, and dark to light orange shades represent small to large values respectively.

## 5.5 Orthogonal surface views (i)

### 5.5.1 Primary map



X Y Z

The images above show the 3D surface view of the map at the recommended contour level 0.003. These images, in conjunction with the slice images, may facilitate assessment of whether an appropriate contour level has been provided.

### 5.5.2 Raw map



X Y Z

These images show the 3D surface of the raw map. The raw map's contour level was selected so that its surface encloses the same volume as the primary map does at its recommended contour level.

## 5.6 Mask visualisation (i)

This section shows the 3D surface view of the primary map at 50% transparency overlaid with the specified mask at 0% transparency

A mask typically either:

- Encompasses the whole structure
- Separates out a domain, a functional unit, a monomer or an area of interest from a larger structure

### 5.6.1 emd_17675_msk_1.map (i)

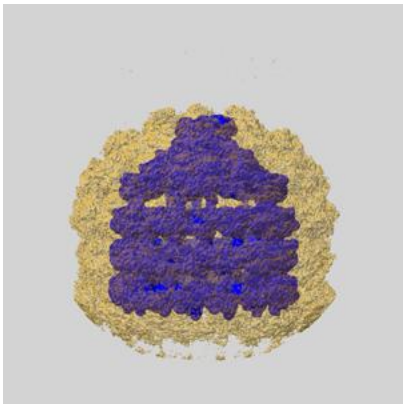

X

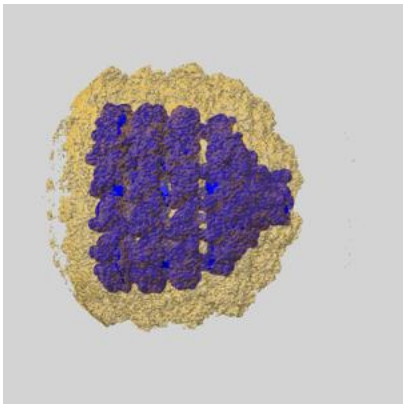

Y

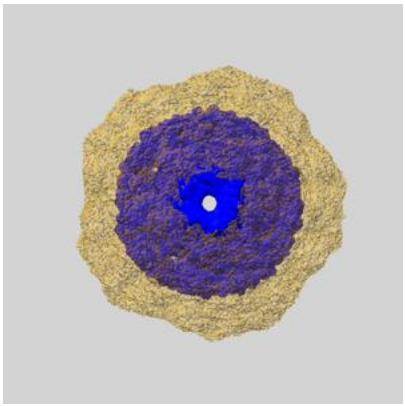

Z

# 6 Map analysis

This section contains the results of statistical analysis of the map.

## 6.1 Map-value distribution

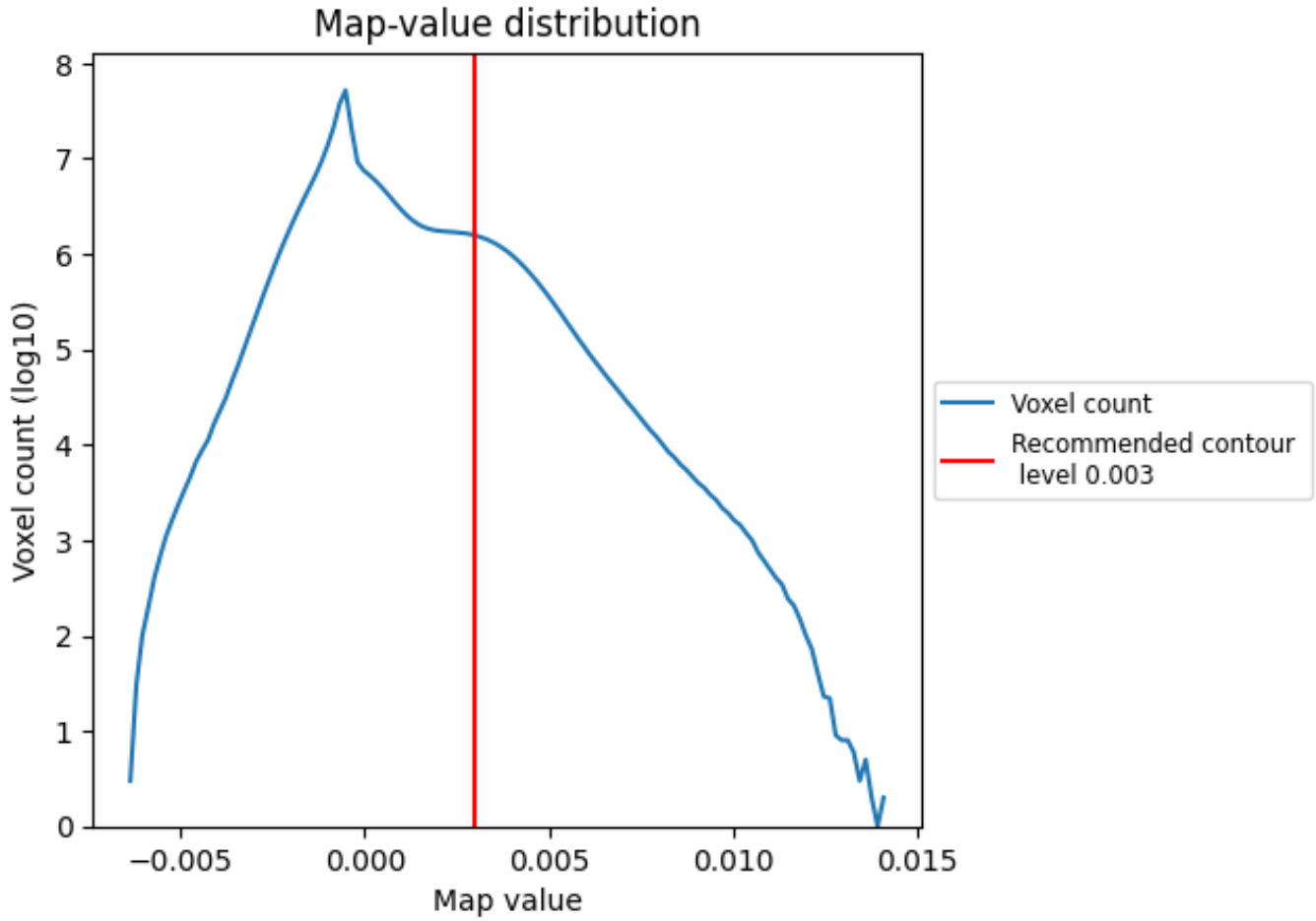


The map-value distribution is plotted in 128 intervals along the x-axis. The y-axis is logarithmic. A spike in this graph at zero usually indicates that the volume has been masked.

## 6.2 Volume estimate (i)

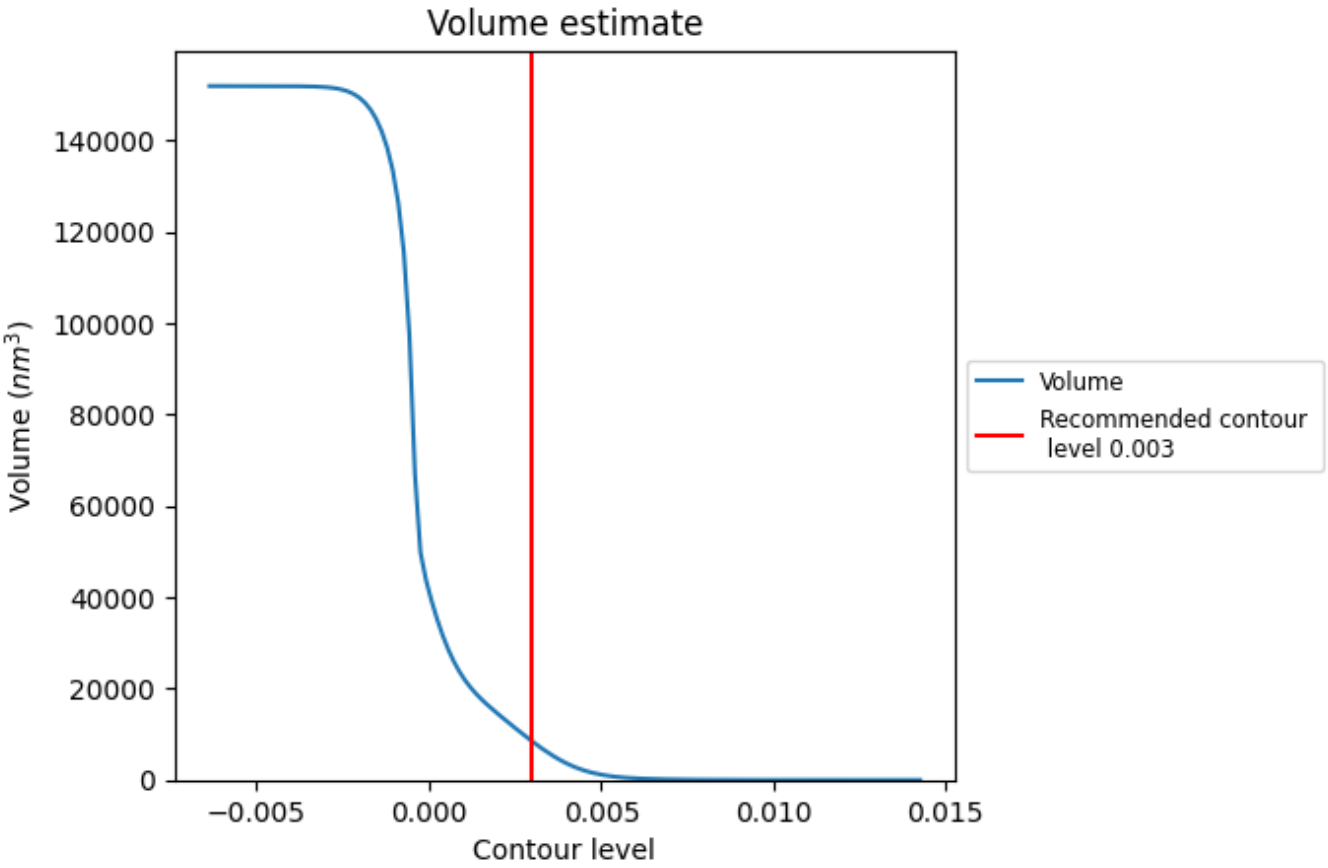


The volume at the recommended contour level is 8440 $nm^3$; this corresponds to an approximate mass of 7624 kDa.

The volume estimate graph shows how the enclosed volume varies with the contour level. The recommended contour level is shown as a vertical line and the intersection between the line and the curve gives the volume of the enclosed surface at the given level.

## 6.3 Rotationally averaged power spectrum (i)

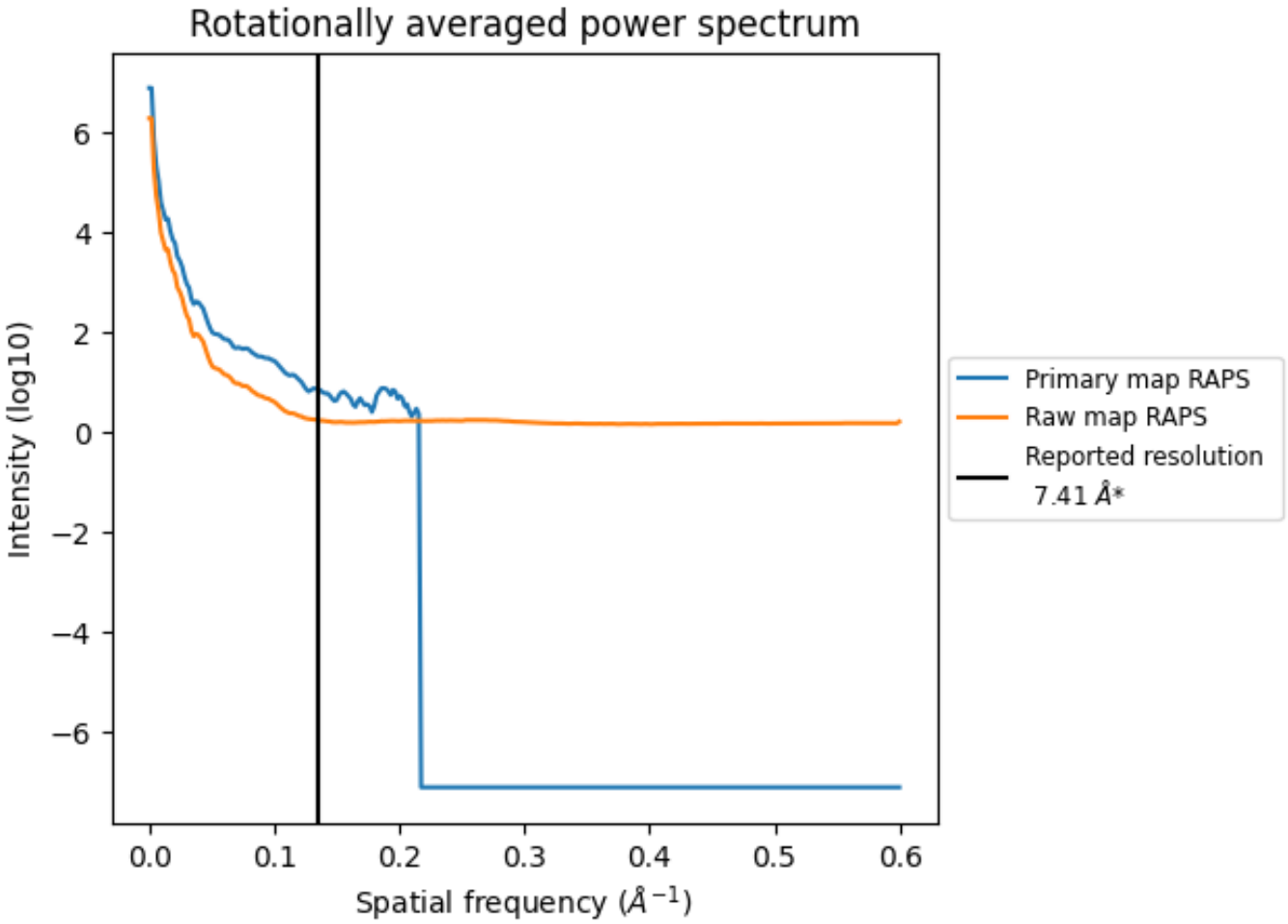


*Reported resolution corresponds to spatial frequency of 0.135 Å$^{-1}$

# 7 Fourier-Shell correlation

Fourier-Shell Correlation (FSC) is the most commonly used method to estimate the resolution of single-particle and subtomogram-averaged maps. The shape of the curve depends on the imposed symmetry, mask and whether or not the two 3D reconstructions used were processed from a common reference. The reported resolution is shown as a black line. A curve is displayed for the half-bit criterion in addition to lines showing the 0.143 gold standard cut-off and 0.5 cut-off.

## 7.1 FSC

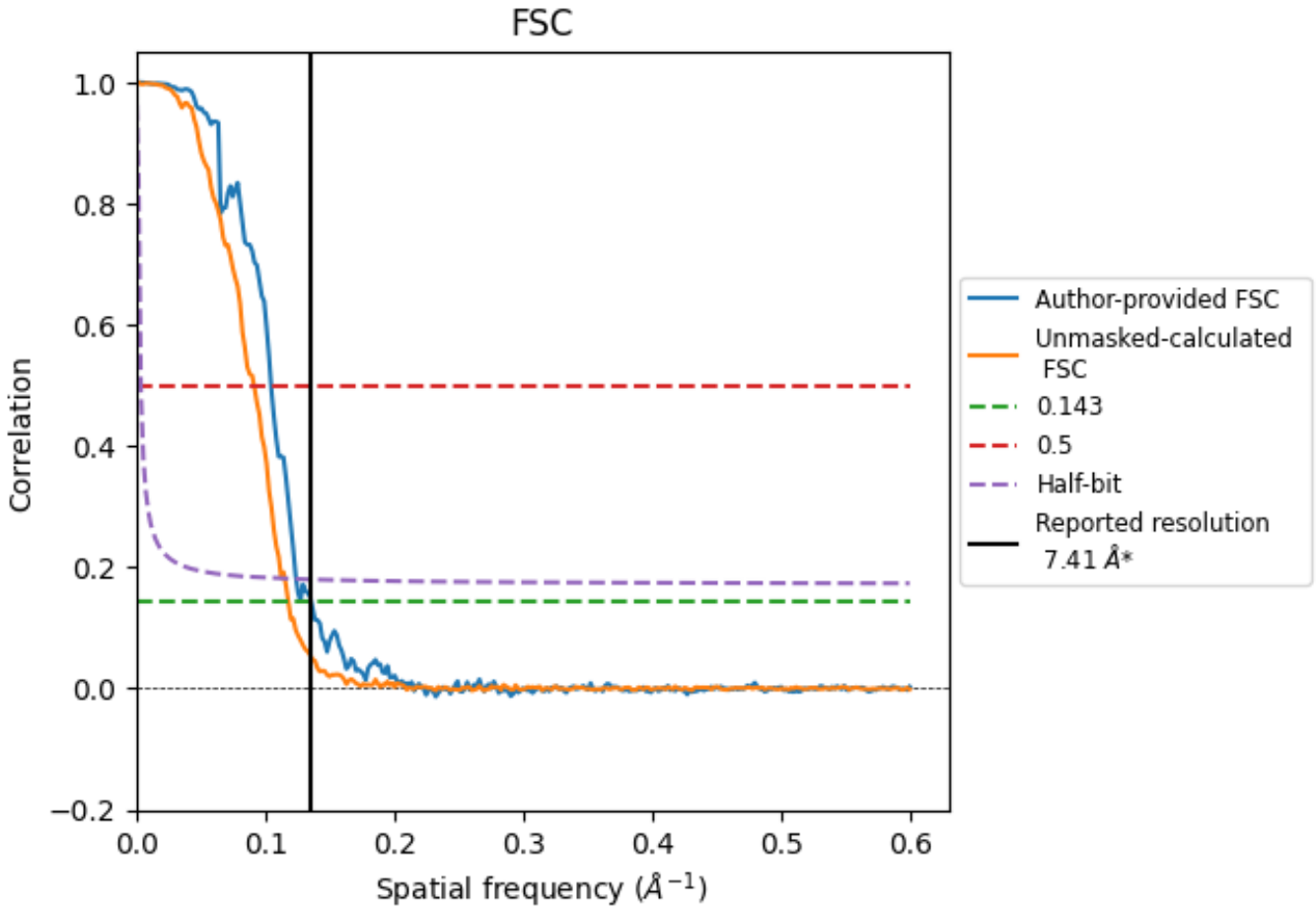


*Reported resolution corresponds to spatial frequency of 0.135 Å$^{-1}$

## 7.2 Resolution estimates (i)

| Resolution estimate (Å) | Estimation criterion (FSC cut-off) | | |
|---|---|---|---|
| | 0.143 | 0.5 | Half-bit |
| Reported by author | 7.41 | - | - |
| Author-provided FSC curve | 7.37 | 9.56 | 8.06 |
| Unmasked-calculated* | 8.47 | 10.93 | 8.67 |

*Resolution estimate based on FSC curve calculated by comparison of deposited half-maps. The value from deposited half-maps intersecting FSC 0.143 CUT-OFF 8.47 differs from the reported value 7.41 by more than 10 %

# 8 Map-model fit

This section contains information regarding the fit between EMDB map EMD-17675 and PDB model 8PHU. Per-residue inclusion information can be found in section ?? on page ??.

## 8.1 Map-model overlay

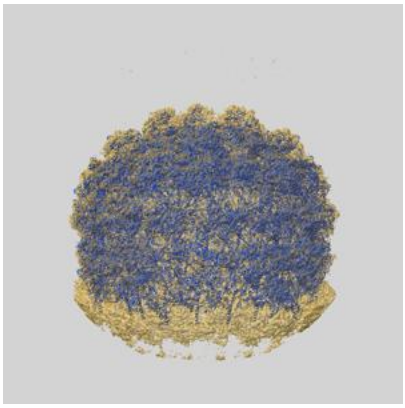

X

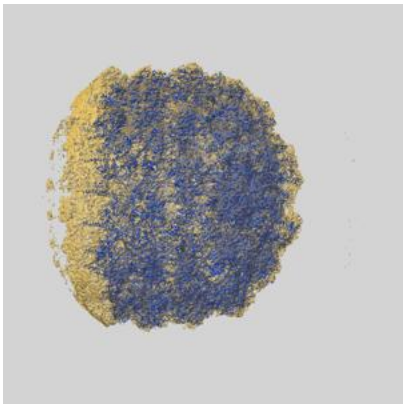

Y

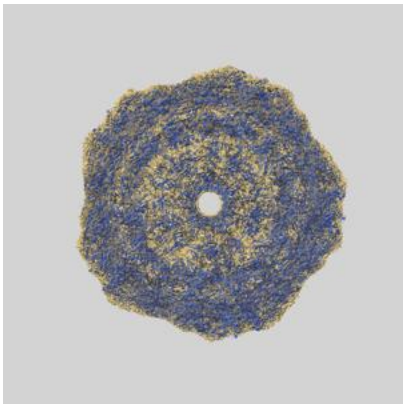

Z

The images above show the 3D surface view of the map at the recommended contour level 0.003 at 50% transparency in yellow overlaid with a ribbon representation of the model coloured in blue. These images allow for the visual assessment of the quality of fit between the atomic model and the map.

## 8.2 Q-score mapped to coordinate model

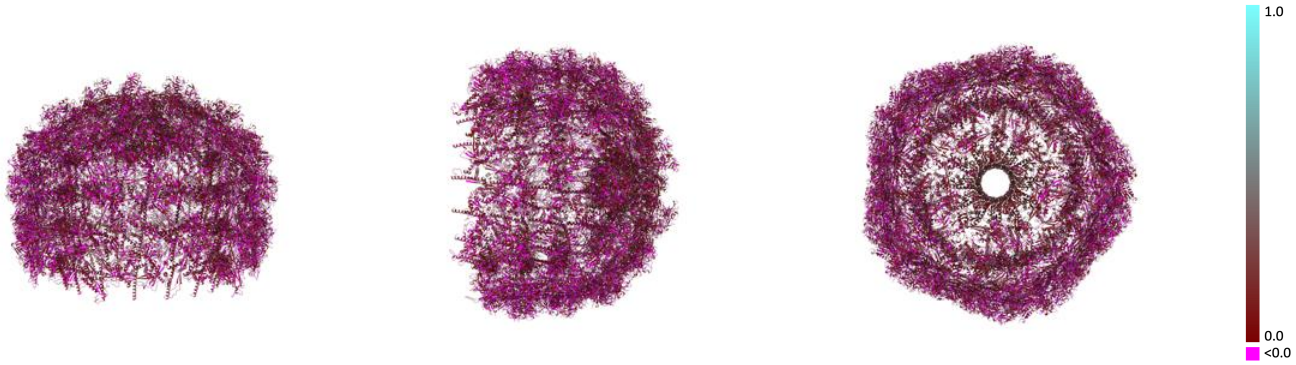


X Y Z

The images above show the model with each residue coloured according its Q-score. This shows their resolvability in the map with higher Q-score values reflecting better resolvability. Please note: Q-score is calculating the resolvability of atoms, and thus high values are only expected at resolutions at which atoms can be resolved. Low Q-score values may therefore be expected for many entries.

## 8.3 Atom inclusion mapped to coordinate model




X Y Z

The images above show the model with each residue coloured according to its atom inclusion. This shows to what extent they are inside the map at the recommended contour level (0.003).

## 8.4 Atom inclusion (i)

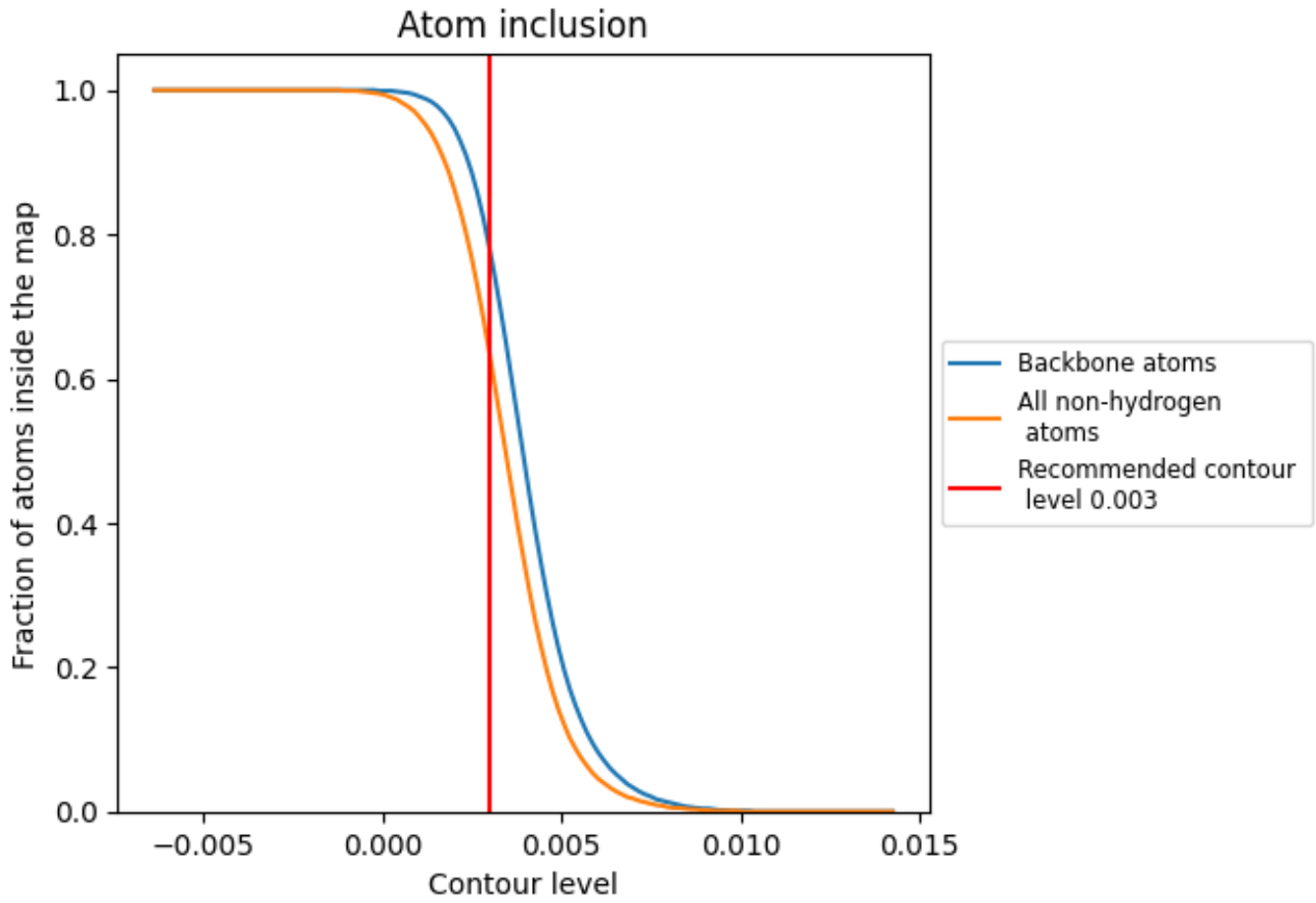


At the recommended contour level, 78% of all backbone atoms, 63% of all non-hydrogen atoms, are inside the map.

## 8.5 Map-model fit summary

The table lists the average atom inclusion at the recommended contour level (0.003) and Q-score for the entire model and for each chain.

| Chain | Atom inclusion | Q-score |
|---|---|---|
| All | 0.6330 | 0.0960 |
| AB | 0.7840 | 0.1350 |
| AC | 0.7800 | 0.1150 |
| AD | 0.6450 | 0.1040 |
| AF | 0.6990 | 0.0970 |
| AH | 0.5900 | 0.1260 |
| AI | 0.7250 | 0.1300 |
| AJ | 0.6210 | 0.0850 |
| AK | 0.7070 | 0.0830 |
| AL | 0.7460 | 0.0980 |
| AM | 0.6370 | 0.0650 |
| AN | 0.6590 | 0.0960 |
| AO | 0.6490 | 0.0980 |
| AP | 0.4690 | 0.0730 |
| AQ | 0.5730 | 0.1040 |
| AR | 0.5640 | 0.0960 |
| AS | 0.6820 | 0.0900 |
| AT | 0.5210 | 0.0590 |
| AU | 0.6630 | 0.0840 |
| AV | 0.7500 | 0.0530 |
| AW | 0.7330 | 0.0760 |
| AX | 0.6760 | 0.0750 |
| AY | 0.5410 | 0.0920 |
| AZ | 0.3880 | 0.1330 |
| BA | 0.5830 | 0.0670 |
| BB | 0.5250 | 0.0590 |
| BC | 0.5640 | 0.0800 |
| BD | 0.5850 | 0.0740 |
| BE | 0.5690 | 0.0620 |
| BF | 0.6690 | 0.0550 |
| BG | 0.5580 | 0.0490 |
| BH | 0.3390 | 0.0670 |
| BI | 0.3230 | 0.1010 |
| BJ | 0.5340 | 0.1140 |
| BK | 0.6540 | 0.0810 |




*Continued on next page...*

*Continued from previous page...*

| Chain | Atom inclusion | Q-score |
|---|---|---|
| BL | 0.5850 | 0.0560 |
| BM | 0.5170 | 0.0600 |
| BN | 0.4250 | 0.0530 |
| BO | 0.4520 | 0.0730 |
| BP | 0.4890 | 0.0640 |
| BQ | 0.1000 | 0.0410 |
| BR | 0.5280 | 0.1150 |
| BS | 0.4360 | 0.1070 |
| BT | 0.5930 | 0.0730 |
| BU | 0.6660 | 0.0960 |
| BV | 0.6330 | 0.0880 |
| BW | 0.7110 | 0.0880 |
| BX | 0.6080 | 0.0650 |
| BY | 0.6870 | 0.0750 |
| BZ | 0.6090 | 0.1510 |
| CA | 0.6490 | 0.1310 |
| CB | 0.3080 | 0.1170 |
| CC | 0.5380 | 0.0530 |
| CD | 0.5480 | 0.0550 |
| CE | 0.6530 | 0.0750 |
| CF | 0.6020 | 0.0610 |
| CG | 0.4570 | 0.0670 |
| CH | 0.4800 | 0.0510 |
| CI | 0.5930 | 0.1270 |
| CJ | 0.2750 | 0.1300 |
| CK | 0.2220 | 0.1130 |
| CL | 0.5170 | 0.0670 |
| CM | 0.6060 | 0.0630 |
| CN | 0.5130 | 0.0520 |
| CO | 0.6410 | 0.0400 |
| CP | 0.5780 | 0.0540 |
| CQ | 0.6840 | 0.0510 |
| CR | 0.5340 | 0.0970 |
| CS | 0.3090 | 0.0530 |
| CT | 0.1660 | 0.0770 |
| CU | 0.4190 | 0.0430 |
| CV | 0.6120 | 0.0850 |
| CW | 0.5530 | 0.0550 |
| CX | 0.3260 | 0.1170 |
| CY | 0.2170 | 0.0580 |
| CZ | 0.6200 | 0.1280 |
| DB | 0.7830 | 0.1310 |

*Continued on next page...*

*Continued from previous page...*

| Chain | Atom inclusion | Q-score |
|---|---|---|
| DC | 0.7690 | 0.1200 |
| DD | 0.5850 | 0.0740 |
| DF | 0.7360 | 0.1010 |
| DH | 0.6480 | 0.1320 |
| DI | 0.7570 | 0.1480 |
| DJ | 0.6560 | 0.0790 |
| DK | 0.7040 | 0.1040 |
| DL | 0.7540 | 0.1070 |
| DM | 0.6250 | 0.0690 |
| DN | 0.6450 | 0.0720 |
| DO | 0.6440 | 0.0900 |
| DP | 0.4660 | 0.0730 |
| DQ | 0.6680 | 0.1320 |
| DR | 0.6030 | 0.1230 |
| DS | 0.6530 | 0.0650 |
| DT | 0.6000 | 0.0900 |
| DU | 0.6910 | 0.0920 |
| DV | 0.7600 | 0.0650 |
| DW | 0.7580 | 0.1110 |
| DX | 0.6930 | 0.0710 |
| DY | 0.5500 | 0.1040 |
| DZ | 0.3940 | 0.1190 |
| EA | 0.6190 | 0.1120 |
| EB | 0.5170 | 0.0780 |
| EC | 0.5440 | 0.0800 |
| ED | 0.6410 | 0.0830 |
| EE | 0.5540 | 0.0740 |
| EF | 0.5710 | 0.0700 |
| EG | 0.4960 | 0.0600 |
| EH | 0.4430 | 0.1020 |
| EI | 0.3840 | 0.1130 |
| EJ | 0.5640 | 0.1370 |
| EK | 0.6170 | 0.0680 |
| EL | 0.6000 | 0.0550 |
| EM | 0.5080 | 0.0650 |
| EN | 0.4980 | 0.0630 |
| EO | 0.4580 | 0.0260 |
| EP | 0.6120 | 0.0680 |
| EQ | 0.0540 | 0.0380 |
| ER | 0.5370 | 0.0930 |
| ES | 0.3520 | 0.0610 |
| ET | 0.5940 | 0.0600 |

*Continued on next page...*

*Continued from previous page...*

| Chain | Atom inclusion | Q-score |
|---|---|---|
| EU | 0.6510 | 0.0950 |
| EV | 0.5870 | 0.0820 |
| EW | 0.7390 | 0.0620 |
| EX | 0.6760 | 0.0650 |
| EY | 0.7010 | 0.0550 |
| EZ | 0.5900 | 0.1060 |
| FA | 0.6220 | 0.1270 |
| FB | 0.1860 | 0.1090 |
| FC | 0.5640 | 0.0720 |
| FD | 0.5630 | 0.0730 |
| FE | 0.6260 | 0.0720 |
| FF | 0.6630 | 0.0620 |
| FG | 0.6000 | 0.0530 |
| FH | 0.5950 | 0.0540 |
| FI | 0.4720 | 0.0930 |
| FJ | 0.1980 | 0.1280 |
| FK | 0.3030 | 0.0830 |
| FL | 0.5730 | 0.0840 |
| FM | 0.6830 | 0.0790 |
| FN | 0.5200 | 0.0550 |
| FO | 0.5980 | 0.0670 |
| FP | 0.4970 | 0.0660 |
| FQ | 0.6940 | 0.0580 |
| FR | 0.5540 | 0.1270 |
| FS | 0.3710 | 0.0880 |
| FT | 0.1130 | 0.0800 |
| FU | 0.4220 | 0.0620 |
| FV | 0.5770 | 0.0660 |
| FW | 0.5240 | 0.0510 |
| FX | 0.3450 | 0.1030 |
| FY | 0.3260 | 0.0820 |
| FZ | 0.6820 | 0.1470 |
| GB | 0.7900 | 0.1550 |
| GC | 0.8040 | 0.1320 |
| GD | 0.6760 | 0.1270 |
| GF | 0.7820 | 0.1360 |
| GH | 0.6870 | 0.1140 |
| GI | 0.7450 | 0.1540 |
| GJ | 0.7050 | 0.1030 |
| GK | 0.7240 | 0.1130 |
| GL | 0.7820 | 0.1320 |
| GM | 0.6400 | 0.1020 |

*Continued on next page...*

*Continued from previous page...*

| Chain | Atom inclusion | Q-score |
|---|---|---|
| GN | 0.7580 | 0.1230 |
| GO | 0.6710 | 0.1220 |
| GP | 0.5340 | 0.1000 |
| GQ | 0.6970 | 0.1480 |
| GR | 0.6710 | 0.1440 |
| GS | 0.6850 | 0.1080 |
| GT | 0.5630 | 0.1020 |
| GU | 0.6270 | 0.1040 |
| GV | 0.7330 | 0.0570 |
| GW | 0.7240 | 0.0960 |
| GX | 0.6460 | 0.0810 |
| GY | 0.6350 | 0.1260 |
| GZ | 0.4530 | 0.1160 |
| HA | 0.6510 | 0.0950 |
| HB | 0.6000 | 0.0840 |
| HC | 0.6400 | 0.0820 |
| HD | 0.6350 | 0.0790 |
| HE | 0.5700 | 0.0720 |
| HF | 0.5410 | 0.0750 |
| HG | 0.4480 | 0.0690 |
| HH | 0.4950 | 0.1190 |
| HI | 0.3910 | 0.1140 |
| HJ | 0.5640 | 0.1210 |
| HK | 0.7220 | 0.0950 |
| HL | 0.6840 | 0.0770 |
| HM | 0.6240 | 0.0820 |
| HN | 0.6060 | 0.0610 |
| HO | 0.6590 | 0.0590 |
| HP | 0.7180 | 0.0510 |
| HQ | 0.0790 | 0.0360 |
| HR | 0.5930 | 0.1090 |
| HS | 0.3910 | 0.1060 |
| HT | 0.7040 | 0.0820 |
| HU | 0.6820 | 0.1060 |
| HV | 0.6540 | 0.1050 |
| HW | 0.7890 | 0.0860 |
| HX | 0.7490 | 0.0760 |
| HY | 0.7810 | 0.0790 |
| HZ | 0.6190 | 0.1120 |
| IA | 0.5600 | 0.0810 |
| IB | 0.1540 | 0.0540 |
| IC | 0.5970 | 0.0540 |

*Continued on next page...*

*Continued from previous page...*

| Chain | Atom inclusion | Q-score |
|---|---|---|
| ID | 0.6360 | 0.0660 |
| IE | 0.6670 | 0.0720 |
| IF | 0.7320 | 0.0730 |
| IG | 0.6500 | 0.0650 |
| IH | 0.6790 | 0.0240 |
| II | 0.5340 | 0.1080 |
| IJ | 0.2830 | 0.0760 |
| IK | 0.3130 | 0.0940 |
| IL | 0.6030 | 0.0670 |
| IM | 0.6490 | 0.0860 |
| IN | 0.5250 | 0.0540 |
| IO | 0.5560 | 0.0650 |
| IP | 0.4370 | 0.0520 |
| IQ | 0.5800 | 0.0830 |
| IR | 0.5860 | 0.1300 |
| IS | 0.3970 | 0.1230 |
| IT | 0.1500 | 0.0950 |
| IU | 0.5240 | 0.0830 |
| IV | 0.6840 | 0.0680 |
| IW | 0.6140 | 0.0620 |
| IX | 0.3530 | 0.0730 |
| IY | 0.2750 | 0.0840 |
| IZ | 0.7170 | 0.1580 |
| JB | 0.7830 | 0.1290 |
| JC | 0.7870 | 0.1070 |
| JD | 0.5260 | 0.0940 |
| JF | 0.7510 | 0.1080 |
| JH | 0.6580 | 0.1280 |
| JI | 0.7130 | 0.1030 |
| JJ | 0.6740 | 0.0860 |
| JK | 0.7220 | 0.0930 |
| JL | 0.7540 | 0.1140 |
| JM | 0.6300 | 0.0580 |
| JN | 0.6820 | 0.0930 |
| JO | 0.6720 | 0.0900 |
| JP | 0.5370 | 0.1170 |
| JQ | 0.6640 | 0.1180 |
| JR | 0.6380 | 0.1210 |
| JS | 0.6770 | 0.0790 |
| JT | 0.5560 | 0.0620 |
| JU | 0.6880 | 0.0940 |
| JV | 0.7130 | 0.0470 |

*Continued on next page...*

*Continued from previous page...*

| Chain | Atom inclusion | Q-score |
|---|---|---|
| JW | 0.7380 | 0.0970 |
| JX | 0.6420 | 0.0400 |
| JY | 0.5730 | 0.1050 |
| JZ | 0.3620 | 0.1070 |
| KA | 0.6770 | 0.1040 |
| KB | 0.5960 | 0.0890 |
| KC | 0.6220 | 0.0730 |
| KD | 0.6170 | 0.0760 |
| KE | 0.6200 | 0.0470 |
| KF | 0.6160 | 0.0710 |
| KG | 0.5530 | 0.0600 |
| KH | 0.4720 | 0.0940 |
| KI | 0.4460 | 0.0780 |
| KJ | 0.5110 | 0.0940 |
| KK | 0.6440 | 0.0730 |
| KL | 0.5940 | 0.0780 |
| KM | 0.5720 | 0.0610 |
| KN | 0.6080 | 0.0610 |
| KO | 0.6670 | 0.0860 |
| KP | 0.6600 | 0.0480 |
| KQ | 0.2080 | 0.1050 |
| KR | 0.5500 | 0.0940 |
| KS | 0.4850 | 0.1310 |
| KT | 0.6390 | 0.0600 |
| KU | 0.6080 | 0.0920 |
| KV | 0.5830 | 0.0940 |
| KW | 0.7810 | 0.0850 |
| KX | 0.6950 | 0.0560 |
| KY | 0.6880 | 0.0730 |
| KZ | 0.6160 | 0.1230 |
| LA | 0.5280 | 0.0800 |
| LB | 0.3850 | 0.0710 |
| LC | 0.5590 | 0.0590 |
| LD | 0.5480 | 0.0630 |
| LE | 0.6070 | 0.0600 |
| LF | 0.6330 | 0.0560 |
| LG | 0.5880 | 0.0650 |
| LH | 0.6350 | 0.0580 |
| LI | 0.5700 | 0.1140 |
| LJ | 0.3120 | 0.0920 |
| LK | 0.2280 | 0.0700 |
| LL | 0.6040 | 0.0840 |

*Continued on next page...*

*Continued from previous page...*

| Chain | Atom inclusion | Q-score |
|---|---|---|
| LM | 0.6210 | 0.0650 |
| LN | 0.5220 | 0.0590 |
| LO | 0.5730 | 0.0530 |
| LP | 0.4720 | 0.0460 |
| LQ | 0.6180 | 0.0750 |
| LR | 0.5930 | 0.1220 |
| LS | 0.2870 | 0.0760 |
| LT | 0.1420 | 0.0840 |
| LU | 0.5240 | 0.0600 |
| LV | 0.6350 | 0.0700 |
| LW | 0.5180 | 0.0630 |
| LX | 0.2520 | 0.0750 |
| LY | 0.3410 | 0.0640 |
| LZ | 0.6550 | 0.1070 |
| MB | 0.7870 | 0.1460 |
| MC | 0.7770 | 0.1250 |
| MD | 0.6890 | 0.1030 |
| MF | 0.7520 | 0.1110 |
| MH | 0.6770 | 0.1360 |
| MI | 0.7000 | 0.1180 |
| MJ | 0.6710 | 0.0690 |
| MK | 0.7240 | 0.0900 |
| ML | 0.7350 | 0.0970 |
| MM | 0.6790 | 0.0880 |
| MN | 0.6800 | 0.0880 |
| MO | 0.6650 | 0.0710 |
| MP | 0.4820 | 0.0740 |
| MQ | 0.6350 | 0.0960 |
| MR | 0.5670 | 0.1030 |
| MS | 0.7330 | 0.0870 |
| MT | 0.6130 | 0.0840 |
| MU | 0.6900 | 0.1030 |
| MV | 0.7640 | 0.0660 |
| MW | 0.7630 | 0.0910 |
| MX | 0.7110 | 0.0790 |
| MY | 0.5930 | 0.1030 |
| MZ | 0.4140 | 0.0890 |
| NA | 0.5930 | 0.0900 |
| NB | 0.6480 | 0.0690 |
| NC | 0.6780 | 0.0790 |
| ND | 0.6670 | 0.0650 |
| NE | 0.6380 | 0.0480 |

*Continued on next page...*

*Continued from previous page...*

| Chain | Atom inclusion | Q-score |
|---|---|---|
| NF | 0.6520 | 0.0630 |
| NG | 0.5870 | 0.0730 |
| NH | 0.4330 | 0.0970 |
| NI | 0.4430 | 0.0680 |
| NJ | 0.5470 | 0.1260 |
| NK | 0.7030 | 0.0790 |
| NL | 0.6210 | 0.0630 |
| NM | 0.5710 | 0.0650 |
| NN | 0.5380 | 0.0620 |
| NO | 0.5690 | 0.0430 |
| NP | 0.5700 | 0.0500 |
| NQ | 0.1080 | 0.0220 |
| NR | 0.5860 | 0.0920 |
| NS | 0.4460 | 0.0970 |
| NT | 0.6490 | 0.0600 |
| NU | 0.6890 | 0.1070 |
| NV | 0.6060 | 0.0750 |
| NW | 0.7730 | 0.0650 |
| NX | 0.6440 | 0.0650 |
| NY | 0.7100 | 0.0830 |
| NZ | 0.6680 | 0.1180 |
| OA | 0.6220 | 0.1290 |
| OB | 0.1300 | 0.0470 |
| OC | 0.6020 | 0.0610 |
| OD | 0.5620 | 0.0660 |
| OE | 0.5890 | 0.0560 |
| OF | 0.5650 | 0.0500 |
| OG | 0.5470 | 0.0740 |
| OH | 0.5160 | 0.0380 |
| OI | 0.6320 | 0.1050 |
| OJ | 0.2510 | 0.1150 |
| OK | 0.2340 | 0.0700 |
| OL | 0.6660 | 0.0710 |
| OM | 0.6570 | 0.0840 |
| ON | 0.5550 | 0.0450 |
| OO | 0.7110 | 0.0690 |
| OP | 0.5820 | 0.0650 |
| OQ | 0.7330 | 0.0570 |
| OR | 0.6220 | 0.1150 |
| OS | 0.2670 | 0.0700 |
| OT | 0.1620 | 0.0590 |
| OU | 0.5520 | 0.0690 |

*Continued on next page...*

*Continued from previous page...*

| Chain | Atom inclusion | Q-score |
|---|---|---|
| OV | 0.6710 | 0.0890 |
| OW | 0.5820 | 0.0620 |
| OX | 0.2600 | 0.0540 |
| OY | 0.2790 | 0.0540 |
| OZ | 0.6780 | 0.1490 |
| PA | 0.7620 | 0.1990 |
| PB | 0.7470 | 0.1910 |
| PC | 0.7800 | 0.2010 |
| PD | 0.7810 | 0.2010 |
| PE | 0.7880 | 0.2090 |
| PF | 0.7750 | 0.2010 |
| PG | 0.7620 | 0.2080 |
| PH | 0.7780 | 0.2080 |
| PI | 0.7660 | 0.1970 |
| PJ | 0.7800 | 0.2060 |
| PK | 0.7750 | 0.1950 |
| PL | 0.7680 | 0.2050 |
| QA | 0.7310 | 0.1620 |
| QB | 0.7270 | 0.1530 |
| QC | 0.7110 | 0.1320 |
| QD | 0.5950 | 0.1360 |
| QE | 0.6580 | 0.1550 |
| QF | 0.5450 | 0.1300 |
| QG | 0.6670 | 0.1690 |
| QH | 0.7600 | 0.1820 |
| QI | 0.7550 | 0.1670 |
| QJ | 0.7420 | 0.1840 |
| RA | 0.2450 | 0.0840 |
| RB | 0.4610 | 0.1100 |
| SA | 0.4430 | 0.0870 |
| SB | 0.5030 | 0.1390 |
| SC | 0.6200 | 0.1410 |
| SD | 0.5560 | 0.1420 |
| SE | 0.6380 | 0.1590 |
| SF | 0.2840 | 0.0570 |
| SG | 0.2400 | 0.0570 |
| SH | 0.5230 | 0.0750 |
| SI | 0.4540 | 0.1120 |
| SJ | 0.5830 | 0.1220 |
| SK | 0.5320 | 0.1250 |
| SL | 0.5520 | 0.1200 |
| SM | 0.3010 | 0.0640 |

*Continued on next page...*

*Continued from previous page...*

| Chain | Atom inclusion | Q-score |
|---|---|---|
| SN | 0.5900 | 0.1240 |
| SO | 0.6430 | 0.1450 |
| TA | 0.7360 | 0.1480 |
| TB | 0.5670 | 0.1280 |
| TC | 0.7440 | 0.1550 |
| TD | 0.6180 | 0.1140 |
| TE | 0.7110 | 0.1270 |
| TF | 0.5910 | 0.1370 |
| TG | 0.5300 | 0.1230 |
| TH | 0.2720 | 0.0850 |
| TI | 0.7310 | 0.1550 |
| TJ | 0.6210 | 0.1150 |
| TK | 0.7590 | 0.1330 |
| TL | 0.5970 | 0.1320 |
| TM | 0.4810 | 0.1230 |
| TN | 0.3590 | 0.1210 |
| TO | 0.7380 | 0.1160 |
| TP | 0.6840 | 0.1440 |
| TQ | 0.7880 | 0.1610 |
| TR | 0.7160 | 0.1490 |
| TS | 0.6520 | 0.1270 |
| TT | 0.4920 | 0.1170 |
| TU | 0.4870 | 0.1090 |
| TV | 0.3530 | 0.1100 |
| TW | 0.6880 | 0.1250 |
| TX | 0.6330 | 0.1040 |
| TY | 0.6920 | 0.1310 |
| TZ | 0.5340 | 0.1160 |
| UA | 0.2910 | 0.0920 |
| UB | 0.1860 | 0.1060 |
| UC | 0.6300 | 0.1060 |
| UD | 0.6390 | 0.1090 |
| UE | 0.7730 | 0.1330 |
| UF | 0.6860 | 0.1380 |
| VA | 0.7450 | 0.1630 |
| VB | 0.6580 | 0.1350 |
| VC | 0.7360 | 0.1560 |
| VD | 0.7110 | 0.1680 |
| VE | 0.7360 | 0.1550 |
| VF | 0.6990 | 0.1530 |
| VG | 0.7620 | 0.1670 |
| VH | 0.7140 | 0.1450 |

*Continued on next page...*

*Continued from previous page...*

| Chain | Atom inclusion | Q-score |
|---|---|---|
| VI | 0.7700 | 0.1660 |
| VJ | 0.7550 | 0.1630 |
| VK | 0.8060 | 0.1860 |
| VL | 0.6890 | 0.1660 |
| VM | 0.7670 | 0.1650 |
| VN | 0.7320 | 0.1540 |
| VO | 0.7610 | 0.1620 |
| VP | 0.7700 | 0.1790 |
| VQ | 0.7710 | 0.1690 |
| VR | 0.6520 | 0.1510 |
| VS | 0.7380 | 0.1650 |
| VT | 0.7230 | 0.1550 |
| VU | 0.7630 | 0.1640 |
| VV | 0.7140 | 0.1610 |
| VW | 0.7340 | 0.1580 |
| VX | 0.6960 | 0.1550 |
| VY | 0.7490 | 0.1580 |
| VZ | 0.6860 | 0.1580 |
| WA | 0.7620 | 0.1600 |
| WB | 0.7240 | 0.1480 |
| WC | 0.7670 | 0.1660 |
| WD | 0.7050 | 0.1470 |
| WE | 0.7690 | 0.1610 |
| WF | 0.7380 | 0.1550 |
| XA | 0.7250 | 0.1610 |
| XB | 0.5730 | 0.1280 |
| XC | 0.7200 | 0.1550 |
| XD | 0.6590 | 0.1330 |
| XE | 0.7460 | 0.1760 |
| XF | 0.7030 | 0.1390 |
| XG | 0.7010 | 0.1370 |
| XH | 0.5700 | 0.1440 |
| XI | 0.6890 | 0.1500 |
| XJ | 0.6220 | 0.1560 |
| XK | 0.7000 | 0.1640 |
| XL | 0.7140 | 0.1460 |
| XM | 0.7360 | 0.1510 |
| XN | 0.6430 | 0.1530 |
| XO | 0.7100 | 0.1530 |
| XP | 0.6230 | 0.1470 |
| XQ | 0.6850 | 0.1590 |
| XR | 0.6710 | 0.1630 |

*Continued on next page...*

*Continued from previous page...*

| Chain | Atom inclusion | Q-score |
|---|---|---|
| XS | 0.6620 | 0.1430 |
| XT | 0.5900 | 0.1570 |
| XU | 0.6790 | 0.1610 |
| XV | 0.5860 | 0.1660 |
| XW | 0.7190 | 0.1560 |
| XX | 0.6830 | 0.1400 |
| XY | 0.6990 | 0.1670 |
| XZ | 0.6270 | 0.1320 |
| YA | 0.6630 | 0.1490 |
| YB | 0.5790 | 0.1470 |
| YC | 0.7280 | 0.1500 |
| YD | 0.6920 | 0.1470 |
| YE | 0.6890 | 0.1510 |
| YF | 0.7120 | 0.1490 |